



AMATEUR ATHLETIC UNION  
OF THE UNITED STATES

**USA OFFICIAL  
TRACK & FIELD 1968  
HANDBOOK**

WORLD OLYMPIC  
AMERICAN RECORDS  
OFFICIAL RULES

**\$2.50**

## 1967 MEN'S ALL-AMERICA TRACK AND FIELD TEAM

Selected by National Men's Track and Field Committee

60 Yard Dash	BILL GAINES	Penn. Athletic Club
100 Yard Dash	JIM HINES	Texas Southern University
220 Yard Dash	JIM HINES	Texas Southern University
	CHARLIE GREEN	University of Nebraska
440 Yard Dash	TOMMIE SMITH	Santa Clara Youth Village
	JIM HINES	Texas Southern University
600 Yard Run	LEE EVANS	Santa Clara Youth Village
880 Yard Run	VINCENT MATTHEWS	New York Pioneer Club
1,000 Yard Run	JIM KEMP	49er Track Club
Mile Run	TOMMY FARRELL	U. S. Army
Three Mile Run	WADE BELL	Oregon University
	DENNIS CARR	49er Track Club
Six Mile Run	PRESTON DAVIS	49er Track Club
60 Yard Hurdles	TED NELSON	Southern Calif. Striders
120 Yard Hurdles	JIM RYUN	Jayhawk Track Club
440 Yard Intermediate Hurdle	JIM GRELE	Multnomah Track Club
3,000 Meter Steeplechase	GERRY LINDGREN	Washington State University
Pole Vault	LOU SCOTT	Motor City Striders
High Jump	VAN NELSON	St. Cloud State College
Long Jump	TOM LARIS	New York Athletic Club
Triple Jump	WILLIE DAVENPORT	Southern University
Shot Put	DON SHY	San Diego State College
Discus Throw	WILLIE DAVENPORT	Southern University
Javelin	EARL McCULLOUGH	49er Track Club
16# Hammer	RON WHITNEY	Southern Calif. Striders
35# Weight	RUSS RODGERS	Grand Street Boys
Decathlon	PAT TRAYNOR	U. S. Air Force
Pentathlon	CONRAD NIGHTINGALE	Kansas State University
All-Around	PAUL WILSON	Southern Calif. Striders
	BOB SEAGREN	Southern Calif. Striders
	ED CARUTHERS	Arizona University
	OTIS BURRELL	Southern Pacific A.A.U.
	JERRY PROCTOR	Pasadena Athletic Assoc.
	RALPH BOSTON	Southern Calif. Striders
	CHARLES CRAIG	49er Track Club
	ART WALKER	Southern Calif. Striders
	RANDY MATSON	Texas A & M
	NEAL STEINHAUER	Oregon University
	GARY CARLSEN	Southern Pacific A.A.U.
	RINK BABKA	Inter-Mountain A.A.U.
	DELMON McNABB	Louisiana State University
	FRANK COVELLI	Pasadena Athletic Assoc.
	ED. BURKE	Southern Calif. Striders
	GEORGE FRENNE	Pasadena Athletic Assoc.
	ED BURKE	Southern Calif. Striders
	GEORGE FRENNE	Pasadena Athletic Assoc.
	BILL TOOMEY	Southern Calif. Striders
	DAVE THORESON	Southern Calif. Striders
	LYNN BAKER	Colorado University
	DAVE MERKOWITZ	Eastern Michigan A.C.
	BILL URBAN	New York Athletic Club
	BILL WALSH	Long Island Striders

## 1967 ALL-AMERICA RACE WALKING AND LONG DISTANCE RUNNING TEAM

Selected by National Race Walking and Long Distance Running Committees

### RACE WALKING

One-Mile Walk	DONALD DeNOON	Southern Calif. Striders
Two-Mile Walk	RONALD O. LAIRD	New York Athletic Club
10 KM Walk	RONALD O. LAIRD	New York Athletic Club
15 KM Walk	RONALD O. LAIRD	New York Athletic Club
20 KM Walk	RONALD O. LAIRD	New York Athletic Club
25 KM Walk	RONALD O. LAIRD	New York Athletic Club
30 KM Walk	RONALD O. LAIRD	New York Athletic Club
35 KM Walk	RONALD O. LAIRD	New York Athletic Club
40 KM Walk	TOM DOOLEY	Athens Athletic Club
50 KM Walk	LARRY YOUNG	Southern Calif. Striders
One-Hour Walk	RONALD O. LAIRD	New York Athletic Club

### LONG DISTANCE RUNNING

15 KM Run	JAMES FREEMAN	Snohomish Track Club
20 KM Run	BARRY BROWN	New York Athletic Club
25 KM Run	KERRY PEARCE	University of Texas at El Paso
30 KM Run	TOM OSLER	So. Jersey Track Club
Cross-Country	KEN MOORE	Oregon Track Club
One-Hour Run	MIKE KIMBALL	Santa Barbara Athletic Club
Marathon	RON DAWS	Twin Cities Track Club
	TOM LARIS	New York Athletic Club

# 1967 MEN'S ALL-AMERICA TRACK AND FIELD RELAY TEAM

Selected by National Men's Track and Field Committee

440 Yard Relay.....	EARL McCULLOUGH .....	Southern California University
	FRED KULLER .....	Southern California University
	O. J. SIMPSON .....	Southern California University
	LENNOX MILLER .....	Southern California University
	ROGER WOLFF (Alt.) .....	California University
	BOBBY EVANS .....	Texas Southern
	CLYDE DUNCAN .....	Texas Southern
	LEE SMITH .....	Texas Southern
	JIM HINES .....	Texas Southern
	ARNALDO BRISTOL (Alt.) .....	Texas Southern
880 Yard Relay.....	KEN SHACKELFORD .....	San Jose State
	BOB TALMADGE .....	San Jose State
	LEE EVANS .....	San Jose State
	TOMMIE SMITH .....	San Jose State
	CLYDE DUNCAN .....	Texas Southern
	BOBBY EVANS .....	Texas Southern
	LEE SMITH .....	Texas Southern
	JIM HINES .....	Texas Southern
	KEN SHACKELFORD .....	San Jose State
	BOB TALMADGE .....	San Jose State
One Mile Relay.....	LEE EVANS .....	San Jose State
	TOMMIE SMITH .....	San Jose State
	JESSE BALL .....	Prairie View A & M
	FELIX JOHNSON .....	Prairie View A & M
	FINNIS TAYLOR .....	Prairie View A & M
	THURMAN BOGGESS .....	Prairie View A & M
	URIEL JOHNSON (Alt.) .....	Prairie View A & M
	JOHN LINK .....	Southern California University
	BRUCE BESS .....	Southern California University
	DAVE BUCK .....	Southern California University
Two Mile Relay.....	DENNIS CARR .....	Southern California University
	ALAN McCAFFERTY .....	Villanova University
	CRAIG NATION .....	Villanova University
	FRANK MURPHY .....	Villanova University
	DAVE PATRICK .....	Villanova University
	CHARLES MESSENGER (Alt.) .....	Villanova University
	WADE BELL .....	Oregon University
	ROSCOE DIVINE .....	Oregon University
	ARNE KUALHEIM .....	Oregon University
	DAVE WILBORN .....	Oregon University
Four Mile Relay.....	MIKE CRUNICAN (Alt.) .....	Villanova University
	FRANK MURPHY .....	Villanova University
	TOM DONNELLY .....	Villanova University
	CHARLES MESSENGER .....	Villanova University
	DAVE PATRICK .....	Villanova University
	IAN HAMILTON (Alt.) .....	Villanova University
	GARY ARD .....	Kansas University
	BEN OLISON .....	Kansas University
	DWIGHT PECK .....	Kansas University
	JIM RYUN .....	Southern University
Sprint Medley Relay.....	OLIVER FORD .....	Southern University
	GRUNDY HARRIS .....	Southern University
	ANTHONY GATES .....	Southern University
	ROBERT JOHNSON .....	Southern University
	WILLIAM MILLER (Alt.) .....	Southern University
	CURTIS GRINDAL .....	Kansas University
	DWIGHT PECK .....	Kansas University
	TOM YERGOVICH .....	Kansas University
	JIM RYUN .....	Villanova University
	FRANK MURPHY .....	Villanova University
Distance Medley Relay.....	BILL HEIDELBERGER .....	Villanova University
	CHARLES MESSENGER .....	Villanova University
	DAVE PATRICK .....	Villanova University
	KEN PRINCE (Alt.) .....	Villanova University

# SULLIVAN TROPHY WINNERS

1967	Randel Watson .....	Shot Put
1966	James R. Ryun, Univ. of Kansas .....	Middle Distance Runner
1965	Bill Bradley, New Jersey AAU .....	Basketball
1964	Don A. Schollander, Santa Clara Swim Club .....	Swimming
1963	John Thomas Penne, Northeast Louisiana State College .....	Pole Vaulter
1962	James T. Beatty, Los Angeles T.C. ....	Distance Runner
1961	Wilma Rudolph, Tenn. A. and I. ....	Sprinter
1960	Rafer Johnson, S.C. Striders, Los Angeles .....	All-Around Athlete
1959	Parry O'Brien, S.C. Striders, Los Angeles .....	Shot Put
1958	Glenn Davis, Ohio State Univ. ....	440 Yards Flat and Hurdles
1957	Bobby J. Morrow, Abilene Christian College .....	Sprinter
1956	Mrs. Patricia Keller McCormick, Los Angeles Athletic Club .....	Diver
1955	Harrison Dillard, Cleveland, Ohio .....	Hurdles
1954	Malvin G. Whitfield, Los Angeles A.C. ....	Middle Distance Runner
1953	Sammy Lee, U.S. Army Medical Corps .....	Diver
1952	Horace Ashenfelter III, New York A.C. ....	Distance Runner
1951	Robert E. Richards, Illinois A.C. ....	Pole Vaulter
1950	Fred Wilt, New York A.C. ....	Distance Runner
1949	Richard T. Button, Englewood, N. J. ....	Figure Skating
1948	Robert B. Mathias, Tulare, Calif. ....	All-Around Athlete
1947	John B. Kelly, Jr., Philadelphia, Pa. ....	Oarsman
1946	Y. Arnold Tucker, U.S. Military Academy .....	Football, Basketball, Track
1945	Felix Blanchard, U.S. Military Academy .....	Football and Shot Put
1944	Ann Curtis, Crystal Plunge, San Francisco .....	Swimmer
1943	Gilbert Dodds, Boston A.A. ....	Distance Runner
1942	Cornelius Warmerdam, San Francisco Olympic Club .....	Pole Vaulter
1941	T. Leslie MacMitchell, New York University .....	Middle Distance Runner
1940	J. Gregory Rice, South Bend A.A., Ind. ....	Distance Runner
1939	Joseph W. Burk, Penn A.C., Philadelphia .....	Oarsman
1938	Donald R. Lash, Indiana State Police .....	Distance Runner
1937	J. Donald Budge, Oakland, Calif. ....	Tennis
1936	Glenn Morris, Denver A.C. ....	All-Around Athlete
1935	W. Lawson Little Jr., California .....	Golf
1934	William R. Bonthron, New York A.C. ....	Middle Distance Runner
1933	Glenn Cunningham, University of Kansas .....	Middle Distance Runner
1932	James A. Bausch, Kansas City, Mo. ....	All-Around Athlete
1931	Bernard E. Berlinger, Philadelphia, Pa. ....	All-Around Athlete
1930	Robert T. Jones Jr., Atlanta, Ga. ....	Golf

## MEN'S NOTEWORTHY TRACK PERFORMANCES INDOOR (Cont'd.)

Event	Performance	Athlete	Where Made	Date
60-yard low hurdles	6.7s (d)	Charles Tidwell,	Kansas City, Mo.	Feb. 28, 1959.
70-yard low hurdles	7.6 (d)	Hayes Jones	Ypsilanti, Mich.	Mar. 1, 1958
120-yard low hurdles	13.4s.	Frank Loomis	Great Lakes, Ill.	Apr. 6, 1918.

## NATIONAL A.A.U. JUNIOR OUTDOOR TRACK AND FIELD CHAMPIONSHIPS

100-yard run	9.6, Jack Burnett, University of Mississippi, 1931; Rodney Lambert, Philadelphia Pioneer Club, 1961.
100 Yds.	Herman A. Carter, Bowman Funeral Track Club, Buffalo, N.Y., 1967
220 Yds.	21.2, Thomas H. Randolph, Philadelphia Pioneer Club, Buffalo, N.Y., 1967
440 Yds.	47.9, Robert Davis, New York A.C., 1959; Wanza Poole, Philadelphia Pioneer Club, 1961.
880 Yds.	1:53, Thomas Carroll, New York A.C., 1959.
1-mile Run	4:10.2, William T. Ripple, Gardentown T&F Club, Buffalo, N.Y. 1967
2-mile Run	10:17.8, C.C. Naismith, G.N.Y.I.A.A., 1904.
3-mile Run	13:52.2, Barry J. Brown, New York A.C., Buffalo, N.Y., 1967
5-mile run	25m. 39.2s., W. Kyronen, Kaleva A.C., Brooklyn, 1914.
6-mile run	30m. 43.0s., Bill Sawyer, Baltimore O.C., 1962.
1-mile walk	6m. 58.2s., W. J. Rolker, Irish-American A.G., New York, 1916.
2-mile walk	14:55.4, Steven R. Hayden, Long Island Striders, Buffalo, N.Y., 1967
3-mile walk	22m. 55s., Earl Reigel, Patterson Park, Baltimore, Md., 1927.
2-mile steeplechase	10m. 33s., Forrest Harvey, Denver A.C., 1931.
3000-meter stplchase.	9m. 19.4s., Frederick W. Best, Central Jersey T.C., 1962.
120-yard high hurdles	14.2s., Marsh Farmer, Texas Tech. University, 1939; John Bethea, unattached, Baltimore, Md., 1961.
220-yard low hurdles	23.8s., Amsden Oliver, Roosevelt H. S., Dayton, O., 1931; J. Roy Thompson, U.S. Army, 1959.
440-yard intermediate hurdles	52.9s., Chris Stauffer, unattached, College Park, Md., 1961.
Broad Jump	24 ft. 11 in., S. T. Johnson Posse Gym, Boston, 1935.
High Jump	6 ft. 8½ in., David Morris, Baltimore Olympic Club, 1962.
Triple Jump	49 ft. 4¼ in., Dudley Wilkins, Southwestern Louisiana Institute, 1934.
Pole Vault	14 ft 8 in., Thomas J. Burnett, Cleveland Striders, Buffalo, N.Y., 1967 14 ft 8 in., Lester E. Smith, Cleveland Striders, Buffalo, N.Y., 1967
16-Pound Shot Put	55 ft 5 3/4 in., George Allen, New York A.C., Cedarhurst, N.Y., 1966

## NATIONAL A.A.U. JUNIOR MEN'S OUTDOOR (Cont'd.)

16-Pound Hammer Thro	168 ft. 4 in., Charles Modlezewski, Shore A.C., 1933.
56-Pound Weight Throw	37 ft. ¼ in., Pat McDonald, Irish-American A.C., New York, 1907.
Discus Throw	172 ft 5 1/2 in., Robert Steigerwald, Long Island Striders, Cedarhurst, N.Y. 1966
Discus (Greek style)	163 ft. 5½ in. W. W. Zeig, W. U. P., 1907.
Javelin	232 ft. 3 in., Reid Crawshaw, Finnish-American A.C., 1959.

## RECORDS AT METRIC DISTANCES

100-meter run	10.3s., Allen Lawler, San Antonio A.C., Tex. 1947.
200-meter run (straightaway)	20.8s., Charles Thomas, San Antonio A.C., Tex., 1951.
200-meter run (turn)	21.3s., Arthur Bragg, Morgan State University, 1950.
400-meter run	47.3s., Frank Kaiser, Sacramento Junior College, 1942; Charles Slade, Long Branch Shore A.C. 1949.
800-meter run	1m. 51.2s., James Kehoe, Washington (D.C.) A.A., 1940.
1500-meter run	3m. 55.1s., Ed Culp, Davier College, 1941.
5000-meter run	15m. 3.4s., Wes Santee, University of Kansas, 1951.
10,000-meter run	32m. 37.3s., J. Erroll Vaughn, New York A.C., 1938.
3000-meter steeplechase	9m. 19.4s., Frederick W. Best, Central Jersey T.C., 1962.
3000-meter walk	14m. 1.4s., Irving Horowitz, 92nd Street YMHA, New York, 1936.
5000-meter walk	24m. 58.6s., Max Beutel, 92nd Street YMHA, New York, 1933.
110-meter high hurdles	14.2s., Marsh Farmer, Texas Tech. College, 1939.
200-meter low hurdles	23s., Jack Greenwood, University of Kansas, 1951.
400-meter intermediate hurdles	52.3s., Carl McBain, unattached, 1940.

## NATIONAL A.A.U. JUNIOR INDOOR TRACK AND FIELD CHAMPIONSHIPS

50-yard dash	5.3s	Tom Carey	Camp Edwards	1942
60-yard dash	6.2s	Alan Jacobs	Univ. of Chicago, T.C.	1959
75-yard dash	8s	H. H. Jacobs, (C. B. Clark, Xavier A.A.	Columbia University	1910; 1911
220-yard run	23.2s	E. D. Maurer,	New York, A. C.	1915
300-yard run	32.2s	G. W. Demell,	Boys' Club, New York	1917
600-yard run	1m 12.8s	Hugo Maiocco	New York University	1950

NATIONAL A.A.U. JUNIOR INDOOR (Cont'd.)

Event	Performance	Athlete	Where Made	Date
880-yard run	2m 1.6s	O. W. de Gruchy	New York, A. C.	1911
1000-yard run	2m 17.9s	Stewart Ray,	Rutgers Univ.	1950
1-mile run	4m 16s	Daniel L. Ryan,	Western, Illinois	1959
2-mile run	9m 20.4s	Willie Goodwin	New York A. C.	1925
3-mile run	14m 33s	Gar Williams,	University of Chicago T.C.	1959
5-mile run	26m 43.6s	C. Pores	Milrose A.A.	1917
1-mile walk	6m 40.8s	A. W. Bell	Boston A.A.	1929
2-mile	15m 2.4s	James Rafferty	New York A.C.	1940
2-mile steeplechase	10m 15.6s	J. B. Pearman	New York A.C.	1916
50-yard high hurdles	6.3s	Bernard Rothwell,	Worcester Academy	1942
50-yard low hurdles	6.0s	John di Carlo	Villanova University	1942
60-yard high hurdles	7.5s	Rex Cawley, unattached	Farmington, Mich.	1959
70-yard high hurdles	8.8s	Jack Keller, unattached	Columbus, Ohio	1930
440-yard intermediate hurdles - 57.6s.		E. M. Pritchard,	Irish-American A.C. N.Y.	1911
1-mile relay	3m 25.3s	Police Sports Assn.		
		(C. Boone, J. Greaney, P. Collins, H. McDonnel)		1950
2-mile relay	7m 53.6s	Loyola University (Slowikowski, Shutt, Burke, Bilups)		1959
Medley Relay(440,110,220,330) - 1m 56.0s		New York University (R. Maiocco, W. Payne, H. Lewis, I. Kaplan)		1950
Medley Relay (440,220,880, 1m) - 7m 45.8s		Boston A.A. (Ingoldsby, Toolin, Rogers, Sansone)		1929
Running high jump	6 ft. 6¼ in.	R. Richardson	Univ. of Chicago, T.C.	1959
Standing high jump	5 ft. 2¼ in.	Julius Rieckert,	New York A.C.	1925
Running broad jump	24 ft. 6¼ in.	Douglas Fowlkes	New York A.C.	1950
Standing broad jump	10 ft. 8 in.	W. H. Taylor	Illinois A.C.	1915
Three standing broad jumps - 33 ft.		D. Healy	Pastime A.C.	1910
Triple Jump	44 ft. 3½ in.	A. Almleaf	Swedish-American A.C.	1911
Pole Vault	13 ft. 4½ in.	Harry McKnight	Ohio, T.C.	1959
12-Pound Shot Put	52 ft. 4½ in.	W. C. Maxfield	Dartmouth College	1914
16-pound Shot Put	49 ft. 1 in.	Mike Motto	St. John's University, N.Y.	1941
35-Pound Weight Throw - 57 ft. ¼ in.		John Ogle	Manhattan College A.A., N.Y.	1951
56-Pound Weight Throw for height - 14ft. 6 in.		T. Fogarty,	Mohawk A.C.	1910;
		T. Cable	Harvard University	1911.


66

NATIONAL A.A.U. JUNIOR INDOOR (Cont'd.)

Event	Performance	Athlete	Where Made	Date
<b>RECORDS AT METRIC DISTANCES</b>				
50-meter run	5.9s	Ed Siegel unattached	New York	1935
60-meter run	6.8s	Robert E. Linders	Cornell University	1935
600-meter run	1m 24.4s	Carl Roesch	Buffalo Central YMCA Tr.Cl.	1935
1000-meter run	2m 37.4s	Robert Carr	Syracuse University	1935
1500-meter run	4m 4.6s	Edward Street	Buffalo Orioles	1935
5000-meter run	15m 45.4s (nc)	Wilf McCluskey	Monarch A.C. Toronto	1935
1500-meter walk	6m 29s	Nathan Jaeger- 92nd Street,	YMHA, New York	1936
3000-meter steeplechase	9m 34s	Walter Nackoney	Temple University	1936
50-meter high hurdles	7.3s	Joseph Robinson.	Newark A.C.	1936
65-meter high hurdles	9.3s	Charles Eberhard	Eastern Michigan College	1935
1600-meter relay	3m 31.2s	Buffalo Orioles (Stimson, Murray, O'Neil, Calvin)		1935
Medley Relay (400,100,200,300) - 2m 6s		Cornell University (Ratkowski, Peter, Scalian, Linders)		1935
Medley Relay (400,200,800,1500) - 7m 27.8s.		Syracuse University (Trento, Jones, Rogers, Carr)		1935

67


1967 NATIONAL AAU INDOOR CHAMPIONS  
AT OAKLAND, CALIF.




BILL GAINES  
60 Yd.



WILLIE DAVENPORT  
60 Yd. Hurdles




JIM KEMP  
600 Yds.




PRESTON DAVIS  
1000 Yds.



DON DENOON  
One Mile Walk




TRACY SMITH  
Six Mile



JOHN RAMBO  
High Jump


1967 NATIONAL AAU INDOOR CHAMPIONS  
AT OAKLAND, CALIF.




ROBERT BEOMAN  
Long Jump



ED BURKE  
56#wt.



BOB SEAGREN  
Pole Vault



Two Mile Relay  
49er TRACK TEAM  
(D. Taylor, D. Mallardy,  
D. Perry, P. Davis)

1967 NATIONAL AAU OUTDOOR CHAMPIONS

AT BAKERSFIELD, CALIF.

NATIONAL AAU MEN'S INDOOR CHAMPIONSHIPS

March 3-4, 1967

At Oakland, California

**60 Yard Dash**— 1. 6.0, Bill Gaines, Penn A.C.; 2. 6.0, Jim Hines, Tex. Southern; 3. 6.0, Bobby Brown, Ark. AM&N; 4. 6.0, Harry Jerome, Canada; 5. 6.1, George Anderson, Unatt.; 6. 6.1, Larry Dunn, Striders.

**60 Yard H.H.**— 1. 7.0, Willie Davenport, Southern; 2. 7.1, Don Shy, San Diego St.; 3. 7.1, Richmond Flowers, Tenn.; 4. 7.1, Leon Coleman, W. Salem; 5. 7.2, Ralph Boston, Striders; 6. 7.2, Larry Livers, Athens T.C.

**600 Yard Dash**— 1. 1:10.6, Jim Kemp 49ers; 2. 1:11.4, Tom Farrell, US Army; 3. 1:11.4, Jack Yerman SCVYV; 4. 1:11.6, Theron Lewis, Unatt.

**1000 Yard Run**— 1. 2:09.4, Preston Davis, 49ers; 2. 2:09.9, Ted Nelson, Striders; 3. 2:09.9, Terry Thompson, Staters TC; 4. 2:10.4, Larry Kelly, Tenn.; 5. 2:10.6, George Germann, SOCC; 6. 2:10.8, Herb Germann, SOCC.

**One Mile Run**— 1. 4:03.2, Sam Bair, Kent St.; 4:03.2, Jim Grelle, Multnomah; 4:03.4, Rich Romo, So. Calif. Striders; 4:05.5, Harry McCalla, 49ers Track Club; N/T, Tim Danielson.

**Three Mile Run**— 13:16.2, Tracy Smith, Unatt.; 13:22.2, Oscar Moore, So. Ill.; 13:24.0, Van Nelson, St. Cloud State College; 13:26.0, Derek Graham, England; 13:30.8, George Scott, Univ. of New Mexico; 13:32.0, Tom Laris, NYAC.

**High Jump**— 7-1, John Rambo, 49ers Track Club; 7-1, John Hartfield, Tex. Southern; 7-0, Otis Burrell, 49ers Track Club; 7-0, John Thomas, Boston AA; 7-0, John Dobroth, Unatt.; 6-10, Stan Albright, Ohio State Freshman.

**Pole Vault**— 17-3/4, Bob Seagren, So. Calif. Striders; 16-6, Jeff Chase, SCYV; Dennis Phillips 16-6, Ore. St.; 16-0, Ed Martensyn, Ariz. TC; 16-0, Mel Hein, Striders; 16-0, Paul Heglar, Pas. AA.

**One Mile Relay**— 1. 3:14.9, San Jose State, (Shackelford, Bambury, Evands, Smith); 2. 3:15.0, Baltimore O.C.; 3. 3:15.0, 49ers.

**Two Mile Relay**— 1. 7:37.0, 49ers, (Taylor, Perry, Von Ruden, Davis); 2. 7:37.0, NYAC; 3. 7:45.4, 49ers "B"; 4. 7:46.0, British Columbia; 5. 7:47.2, Tex. West.

**1,060 Yard Medley Relay**— 1. 1:51.6, Striders (Whitney, Dunn, Frey, Toomey); 2. 1:52.9, NYAC; 3. 1:54.1, 49ers; 4. 1:54.2, California.

**Long Jump**— 1. 26-11 1/2, Bob Beamon, Tex. West.; 2. 26-7 1/2, Ralph Boston, Striders; 3. 25-11 1/4, Darrell Horn, Athens TC; 4. 25-2 1/4, Bill Miller, Unatt.; 5. 24-9 3/4, Perti Pousi, BYU; 6. 24-6, Gayle Hopkins, PAA.

**Triple Jump**— 1. 52-10 1/4, Art Walker, Striders; 2. 52-1 1/2, Charles Craig, 49ers; 3. 51-9 3/4, Darrell Horn, Athens TC; 4. 51-8 1/2, Bob Beamon, Tex. West.; 5. 51-8 1/4, Mahoney Samuels, 49ers; 6. 50-4 3/4, Chris Mousiades, NYAC.

**Shot Put**— 1. 63-11 1/4, George Woods, 49ers; 2. 61-10 1/2, Dave Maggard, SCVYV; 3. 61-9, Parry O'Brien, PAA; 4. 60-10 3/4, Dave Davis, PAA; 5. 60-9 1/4, Jon Cole, 49ers; 6. 58-5, George Puce, Nev.


**35-Pound Weight Throw**— 1. 69-2, Ed Burke, Striders; 2. 68-7 1/2, George Frenn, PAA; 3. 67-0, Bob Backus, NYAC; 4. 63 1/2, Ed Doernberger, NYAC; 5. 62-9 1/4, Tom Gage, NYAC; 6. 60-1 1/2, Stew Thomson, NYAC.

**One Mile Walk**— 1. 6:28.0, Don DeNoon, Striders; 2. 6:29.9, Larry Walker, Unatt.; 3. 6:34.2, Rudy Haluza, Striders; 4. 6:37.7, Ron Laird, NYAC; 5. 6:45.0, Larry Young, Striders; 6. 6:49.0, Robert Kitchen, Springfield Col.


**Team Scoring**— 1. Southern Calif. Striders 33; 2. 49ers T.C. 32; 3. New York AC 13; 4. Santa Clara Youth Village and Southern Illinois 8; 6. Texas Southern and Pasadena AA 6; 8. Texas Western or El Paso TC, Penn AC, Southern Cal, Kent State and San Jose State 5.




JIM HINES  
100 Yds.



TOMMIE SMITH  
220 Yds.



LEE EVANS  
440 Yds.



WADE BELL  
880 Yds.




JIM RYUN  
One Mile



RON LAIRD  
Two Mile Walk



PAT TRAYNOR  
Steeplechase




GERRY LINDGREN  
Three Mile




VAN NELSON  
Six Mile



WILLIE DAVENPORT  
120 Yd. H.H.




RON WHITNEY  
440 Yd. I.H.



JERRY PROCTOR  
Long Jump


**1967 NATIONAL AAU OUTDOOR CHAMPIONS  
AT BAKERSFIELD, CALIF**



**OTIS BURRELL**  
High Jump



**PAUL WILSON**  
Pole Vault




**CHARLIE CRAIG**  
Triple Jump



**RANDY MATSON**  
Shot Put



**DELMOND McNABB**  
Javelin



**GARY CARLSEN**  
Discus



**ED BURKE**  
Hammer

**79th ANNUAL NATIONAL AMATEUR ATHLETIC UNION  
TRACK AND FIELD CHAMPIONSHIPS**  
Memorial Stadium, Bakersfield, Calif. June 22-23, 1967

- 100 Yard Dash**—James Hines, (Texas Southern) 9.3, Charlie Green (Nebraska) 9.3, Paul Nash (South Africa) 9.4, Willie Turner (Oregon State) 9.4, George Anderson (Houston Striders) 9.6, Larry Dunn, (SC Striders) 9.6.
- 220 Yard Dash**—Tommy Smith (Santa Clara Youth Village) 20.4, James Hines (Texas Southern) 20.4, John Carlos (Unattached) 20.6, Jerry Bright (Arizona State) 20.8, Menzies Campbell (Athens TC) 20.9, Orin Richburg (Philadelphia Pioneer Club) 21.0.
- 440 Yard Dash**—Lee Evans (Santa Clara Youth Village) 45.3, Vincent Mathews, (New York Pioneer Club) 45.5, James Kemp (49ers Track Club) 45.7, Elbert Stinson, (Arkansas AM&N) 45.7, Jim Burnett (Philadelphia Pioneer Club) 46.4, Ben Olison (Jayhawk Track Club) 46.9.
- 880 Yard Run**—Wade Bell (Oregon University) 1:46.1, Dennis Carr (49ers Track Club) 1:47.1, Larry Kelly (University of Tennessee) 1:47.1, Ted Nelson (SC Striders) 1:47.8, Peter Farrell (New York Athletic Club) 1:47.8, Jere Van Dyk (Oregon University) 1:47.8.
- 1 Mile Run**—Jim Ryun (Jayhawk Track Club) 3:51.1, Jim Grelle (Multnomah Track Club) 3:56.1, Dave Wilburn (Oregon University) 3:56.2, Tom Von Ruden (49ers Track Club) 3:56.9, Roscoe Divine (Oregon University) 3:57.2, Sam Bair (Kent State) 3:58.7.
- Three Mile Run**—Gerry Lindgren (Washington State) 13:10.6, Lou Scott (Motor City Striders) 13:12.4, Van Nelson (St. Cloud State) 13:16.8, Bob Day (SC Striders) 13:30.6, Ron Larrieu (SC Striders) 13:38.0, Joe Lynch (Santa Monica AA) 13:43.4.
- Six Mile Run**—Van Nelson (St. Cloud State College) 28:18.8, Tom Laris, (New York Athletic Club) 28:19.2, Ron Larrieu (SC Strider) 28:29.0, William Clark (U.S. Marines) 28:31.2, Juan Martinez (Mexican Olympic Team) 28:38.0, Tom Heinonen (Unattached) 28:56.4.
- 120-Yard High Hurdles**- Willie Davenport (Southern University) 13.3, Earl McCullough, (49ers TC) 13.6, Richmond Flowers (Tennessee University) 13.8, Ron Copeland, (Unattached) 13.8, Larry Livers (Athens Club) 13.9, Leon Coleman (Unattached) 14.0.
- 440-Yard Hurdles**—Ron Whitney (SC Striders) 50.3, Russ Rogers (Grandstreet Boys) 50.4, Andrew Bell (American University) 50.9, Bob Steele (Unattached) 50.9, Tom Wyatt (Athens Club) 51.1, Geoff Vanderstock (SC Striders) 51.5.
- 3000 Meter Steeplechase**—Pat Trayner, (U.S. Air Force) 8:42.0, Conrad Nightingale, (Kansas State University) 8:43.8, Bob Price (Athens Club) 8:44.8, John Mason (Kansas State Teachers) 8:48.0, William Reilly (U.S. Marines) 8:53.0, Chris McCubbins, (Oklahoma State) 9:02.0.
- Two Mile Walk**—Ron Laird (New York Athletic Club) 13:41.4, Larry Young, (SC Striders) 14:07.0, Don Denoon, (SC Striders) 14:09.6, Larry Walker (SC Striders) 14:16.8, Ron Daniel (New York Athletic Club) 14:33.8, Tom Riley (Athens Club) 14:46.2.
- Shot Put**—Randy Matson, (Texas A&M) 66-11; Neal Steinhauer, (Oregon University) 65-5 3/4; Dave Maggard (Santa Clara Youth Village) 63-6 1/2; Dave Davis (Pasadena AA) 61-2; George Woods (Unattached) 61-1; Ken Patera (Brigham Young University) 59-1 1/4.
- Hammer**—Ed Burke (SC Striders) 235-11; George Frenn (Pasadena AA) 213-7; James Pryde (Santa Barbara AC) 203-11; Thomas Gage (New York Athletic Club) 201; Robert Narcessian (Unattached) 200-6; John Fiore (New York Athletic Club) 193-8.
- Discus**—Gary Carlsen (Unattached) 205-10, Jay Silvester (Unattached) 195-9, Rink Babka (Unattached) 195-2, Al Oerter (New York Athletic Club) 193-2, Dave Weill (Santa Clara Youth Village) 187-11, Bill Neville (Pasadena AA) 183-9.
- Javelin**—Delmon McNabb (Louisiana State University) 268-3, Gary Stenlund, (Hocking Valley TC) 261-11, Frank Covelli (Pasadena AA) 260-9, Larry Stuart (SC Striders) 242, Milton Sonsky (Bruce TC) 241-6, William Skinner (Delaware T&F Club) 241-6.



**High Jump**—Otis Burrell (Unattached) 7 1/4; Ed Caruthers (Arizona University) 7 1/4; Clarence Johnson (Athens Club) 7 1/4; John Thomas (Boston AA) 6-10; Stan Albright (Cleveland Striders) 6-10; John Dobroth (Unattached) 6-10.

**Triple Jump**—Charles Craig (49ers Track Club) 53-1 1/2; Art Walker (SC Striders) 53-1/4; Darrell Horn (Athens Club) 51-4 1/4; Henry Jackson (Long Island AC) 51-3; Derrek Boosey (Athens Club) 51 1/4; Norm Tate (New Jersey Astro TC) 50-9 1/2.

**Long Jump**—Jerry Proctor (Pasadena AA) 26 3/4; Ralph Boston (SC Striders) 26 1/4; Robert Beamon (New York Pioneer Club) 25-8 3/4; Bill Miller (Unattached) 25-6 1/2; Gary Ard (Jayhawk Track Club) 25-3 1/4; Gayle Hopkins (Pasadena AA) 24-7 1/4.

**Pole Vault**—Paul Wilson (SC Striders) 17-8; Bob Seagren (SC Striders) 17-4; Rich Railsback (Unattached) 17; Dennis Phillips (Athens Club) 16-6; Paul Heglar (Pasadena AA) 16-6; Greg Miguel (Athens Club) 16-6.

**Scoring**—SC Striders 82, Pasadena AA 38, 49ers Track Club 36, Athens Track Club 32, New York Athletic Club 31, Santa Clara Youth Village 28, Oregon University 27, Texas Southern 18, St. Cloud State 16, New York Pioneer Club 14, Jayhawk Track Club 13, Tennessee University 12, Texas A&M 10, Southern University 10, Washington State 10, Louisiana State University 10, Grandstreet Boys 8, Multnomah Track Club 8, Kansas State University 8, Hocking Valley TC 8, Motor City Striders 8, University of Nebraska 8, Arizona University 8, Houston Striders 6, American University 6, Santa Barbara AC 6, South Africa 6, Arizona State University 4, Long Island AC 4, Fort Hays State 4, Arkansas AM&N 4, Oregon State University Frosh 4, Boston AA 4, Philadelphia Pioneer Club 3, Bruce TC 2, Mexican Olympic Team 2, Cleveland Striders 2, Delaware Track & Field 1, Brigham Young University 1, New Jersey Astros TC 1, Kent State 1.

For Track & Field Events

## LET COLONIAL TRAVEL take you WHERE THE ACTION IS

Authorized agent for all airlines and transportation facilities for individuals, teams and groups internationally.

**COLONIAL** relieves you of all travel problems—  
AT NO ADDED COST!

 colonial  
travel bureau, inc.

authorized by  
A. A. U.

527 MADISON AVENUE  
NEW YORK 22, N. Y.  
212 - MU 8-7850

Cable Address: COURTEOUS, NEW YORK

## NATIONAL A.A.U. JUNIOR MEN'S OUTDOOR TRACK & FIELD CHAMPIONSHIPS

Buffalo, New York

July 15, 1967

**100-Yard Dash**—1. 09.6, Herman A. Carter, Bowman TC; 2. Jim Freeman, Shore AC; 3. Don Castronova, Long Island Striders; 4. Robert Ware, Cleveland Striders; 5. Steve Goldstien, University of Chicago; 6. Don Prince, Cleveland Striders.

**220-Yard Dash**—1. 21.2, Thomas Randolph, Philadelphia Pioneers; 2. Orin Richburg, Phil. Pioneers; 3. Herman A. Carter, Bowman TC; 4. Don Prince, Cleveland Striders; 5. Robert Ware, Cleveland Striders; 6. Mickey Henry, University of Chicago TC.

**440-Yard Dash**—1. 48.0, Bill DelVecchio, Phil. Pioneers; 2. Francis H. Smith, Garden Town; 3. Thomas Halbedel, Cleveland Striders; 4. Edward Madden, Shore AC; 5. John L. Izzo, Garden Town; 6. Smitty Brown, Phil. Pioneers.

**880-Yard Run**—1. 1:54.9, Francis H. Smith, Garden Town TC; 2. Bob O'Connor, University of Chicago; 3. Arthur Smith, Shore AC; 4. Dan Rosen, Long Island Striders; 5. Alfonso Hicks, Shore AC; 6. James Rehmer, Cleveland Striders.

**One Mile Run**—1. 4:10.2, William T. Ripple, Garden Town; 2. Robert McElroy, Cleveland Striders; 3. Ken Sparks, University of Chicago; 4. Rito Cavelti, New York AC; 5. Ken Howe, Toronto Olympic Club; 6. Bob Legge, Toronto Olympic Club.

**Three Mile Run**—1. 13:52.1, Barry Brown, NYAC; 2. Peter Bunick, Toronto Olympic Club; 3. Victor Nelson, Mill Creek, Erie; 4. John Reeser, Toronto Striders; 5. Dick Bruin, Toronto Olympic Club; 6. Pete Hildebrand, University of Chicago TC.

**Six Mile Run**—1. 30:54.1, Brian N. Richards, Toronto Olympic Club; 2. Donald M. Brown, Rochester, TC; 3. Kevin Keogh, University of Chicago TC; 4. David Hunter, Cleveland Striders; 5. Chris Thomas, Lancaster Rec.; 6. Paul Ingrassia, Long Island Striders.

**440-Yard Intermediate Hurdles**—1. 54.3, William Burt, Cleveland Striders; 2. Mike Thomas, Cleveland Striders; 3. Donald Foggio, Cleveland Striders; 4. Barry Kline, Baltimore Olympic Club; 5. Ray Simpson, Long Island Striders; 6. John L. Izzo, Garden Town TC.

**120-Yard High Hurdles**—1. 15.0, William Burt, Cleveland Striders; 2. Richard H. Harris, Bowman TC; 3. Richard MacDonald, Toronto Striders; 4. Ed Allen, University of Chicago TC; 5. Mike Benedetto, Long Island Striders.

**Triple Jump**—1. 46'5", Jeff Gable, Long Island Striders; 2. Bill Walsh, Long Island Striders; 3. Mike Benedetto, Long Island Striders; 4. Thomas A. Hensley, Bowman TC; 5. Milan Tiff, Unattached; 6. Ronald E. Walker, Bowman, TC.

**Long Jump**—1. 22' 7"-, Ronald Bolden, Cleveland Striders; 2. James Brown, University of Chicago TC; 3. Ronald E. Walker, Bowman TC; 4. Milan Tiff, UA; 5. Denis McGann, Toronto Striders; 6. Jeff Gabel, Long Island Striders.

## NATIONAL A.A.U. JUNIOR MEN'S OUTDOOR TRACK & FIELD CHAMPIONSHIPS (Cont'd)

**High Jump**—1. 6'6-3/4", Alonzo Littlejohn, Ann Arbor TC; 2. Barry Lints, Mill Creek, Erie; 3. Bill Walsh, Long Island Striders; 4. Vaughn McIver, Buffalo Striders; 5. Brian Horey, Garden Town TC; 6. Albert Stuckey, Jr. Buffalo Striders.

**Two Mile Walk**—1. 14:55.4, Steve Hayden, Long Island Striders; 2. Howard Jacobson, Long Island Striders; 3. Donald Johnson, Shore AC; 4. Jimmy Walker, Pittsburgh Walkers; 5. Robert C. Reidy, Millrose AA; 6. Bill Eld, Rochester TC.

**Discus**—1. 159'7", Bob Stoltman, Eldredge BC; 2. Chuck Grody, Long Island Striders; 3. Ken Dietz, New York AC; 4. C.B. Crouse, Cleveland Striders; 5. Leonard Watson, Shore AC; 6. Dick Sherman, Long Island Striders.

**Pole Vault**—1. 14'8", Lester Smith, Cleveland Striders; 2. Thomas Burnett, Cleveland Striders; 3. John Linta, Cleveland Striders; 4. Bill Marvin, UA; 5. Jerry Conover, Shore AC; 6. Dick Kabat, Long Island Striders.

**Javelin**—1. 206'9", Terry Halmi, Mill Creek, Erie; 2. Andrew Barnett, Bruce TC; 3. B. Phillips, New York AC; 4. Gordon Homer, Toronto Olympic Club; 5. James Ulrich, Eldredge BC; 6. Roy Madsen, Shore AC.

**Shot Put**—1. 52'11", Charles Roll, Shore AC; 2. Vaughn Davis, Cleveland Striders; 3. Dave Mishalof, Long Island Striders; 4. Fred Corbett, Mill Creek, Erie; 5. Leonard Watson, Shore AC; 6. Stephen J. Witkowski, Lockport TC.

**Team Scoring**—Cleveland Striders 110, Long Island Athletic Club 84, Shore (N.J.) Athletic Club 42, University of Chicago Track Club 35, Bowman Track Club 35, Garden Town 34, Philadelphia Pioneers 29, Mill Creek (Erie, Pa) 28, Toronto Olympic Club 27, New York Athletic Club 26, Eldredge Bicycle Club 12, Toronto Striders 12, Rochester Track Club 9, Bruce Track Club 8, Pittsburgh Walkers 5, Buffalo Striders 4, Baltimore Olympic Club 4, Millrose AA 2, Lancaster Recreation 2, Lockport Track Club 1.

## SECOND ANNUAL NAIA NATIONAL INDOOR TRACK AND FIELD CHAMPIONSHIPS

January 21, 1967

Kansas City, Kansas

### NAIA Team Results

**60 Yard Dash**—1. James Hines, Texas Southern 5.9; 2. Bobby Brown, Arkansas AM&N 6.0; 3. Clyde Duncan, Texas Southern 6.0; 4. Henderson Cook, Southern, (La.) 6.0; 5. Lee Smith, Texas Southern 6.1; 6. Willie Davenport, Southern (La.) 6.2.

**400 Yard Run**—1. Oliver Ford, Southern (La.) 49.2; 2. Anthony Gates, Southern (La.) 49.4; 3. Robert Stinson, Arkansas AM&N 49.7; 4. Everette Mason, Southern (La.) 49.8; 5. Elgy Sam, Southern (La.) 51.8; 6. Grundy Harris, Southern (La.) 53.4.

**600 Yard Run**—1. Larry Dillon, Texas Southern, 1:37.5; 2. Pat Bynoe, Eastern Michigan 1:38.7; 3. Henry Brown, Southern (La.) 1:39.9; 4. Robert Dukes, Southern (La.); 5. Bob Pardue, Wayland (Tex.) 1:42.5; 6. Monte Binger, Doane (Neb.) 1:46.2. **FINALS RUN 746 YARDS, INSTEAD OF 600 YARDS.**

**880 Yard Run**—1. Jim Nesbitt, Central Michigan 1:55.4; 2. Robert Johnson, Southern (La.) 1:55.5; 3. James Boora, Central Washington State 1:55.9; 4. Terry Norman, Eastern Michigan 1:56.3; 5. George Hunt, Texas Southern 1:57.2; 6. Darryl Bartlow, Texas Southern 1:57.5.

**1000 Yard Run**—1. Terry Norman, Eastern Michigan 2:13.0; 2. Bruce Carter, Texas Southern 2:14.3; 3. Marvin Solomon, Grambling (La.) 2:15.6; 4. Maurice Hobson, Texas Southern 2:16.2; 4. Conny Englund, Central Washington State 2:16.6; 6. John Daniel, Eastern Michigan 2:17.4.

**1 Mile Run**—1. John Mason, Fort Hays State (Kan.) 4:14; 2. Robert Camien, Emporia State (Kan.) 4:14.5; 3. Warren Christenson, Kearney State (Neb.) 4:16.6; 4. John Andrews, Howard Payne (Tex.) 4:18.5; 5. Gary Schmidt, Westminster (Pa.) 4:21.1; 6. Jim Crawford, Harding (Ark.) 4:23.5.

**2 Mile Run**—1. Van Nelson, St. Cloud State (Minn.) 9:04; 2. Jerry Tighe, Whitworth (Wash.) 9:09.3; 3. Gerry Garcia, Eastern New Mexico 9:09.7; 4. Loren Minnick, Whitworth (Wash.) 9:11.5; 5. Pat McMahon, Oklahoma Baptist 9:12; 6. Tony Mifsud, Eastern Michigan 9:14.

**60 Yard High Hurdles**—1. Willie Davenport, Southern (La.) 7.0; 2. Roy Hicks, Texas Southern 7.2; 3. Harvey Nairn, Southern (La.) 7.2; 4. Arnaldo Bristol, Texas Southern, 7.3; 5. Robert Green, Texas Southern, 7.4; 6. John Lee, Whitworth (Wash.) 7.4.

**High Jump**—1. John Hartfield, Texas Southern 7-1; 2. Roy Hicks, Texas Southern 6-6; 3. William McClellon, Southern (La.) 6-6; 4. Dennis McGraw, Kearney State (Neb.) 6-6; 5. Tie between Harvey Nairn, Southern (La.) and Robert Holston, Fort Hays State (Kan.) 6-4.

**Pole Vault**—1. Andy Steben, Occidental (Calif.) 15-6; 2. William Barrett, Eastern Michigan 15-0; 3. Dennis Dukesherer, Kearney State (Neb.) 14-6; 4. Edgar Cooper, Southern (La.) 14-0; 5. Jeff Bennett, Oklahoma Christian 14-0; 6. Douglas Caywood, Emporia State (Kan.) 13-0.

**SECOND ANNUAL NAIA NATIONAL INDOOR  
TRACK AND FIELD CHAMPIONSHIPS  
(Continued)**

**Shot Put**—1. Fred Davis, Doane (Neb.) 54-10 1/4; 2. August Zilancar, Monmouth (N.J.) 53-3 3/4; 3. Bernie Blevins, Fort Hays State (Kan.) 53-1 1/2; 4. Lee Ezell, Southern (La.) 53-0 1/2; 5. Jim Owens, Kearney State (Neb.) 51-7 1/4; 6. Tom Walker, Texas Southern 50-5 1/4.

**1 Mile Relay**—1. Arkansas AM&N (Henry Smothers, Harold Francis, Walter Smith and Elbert Stinson) 3:17.3; 2. Southern (La.) 3:20.1; 3. Prairie View A&M (Tex.) 3:22.7; 4. Texas Southern 3:25.3; 5. Eastern Michigan 3:26.5; 6. Fort Hays State 3:26.6.

**Two Mile Relay**—1. Eastern Michigan (Ray Pihalja, Randy Hillman, John Daniel and Terry Norman) 7:55; 2. Texas Southern 7:56.2; 3. Emporia State (Kan.) 8:02.5; 4. Tie between Harding (Ark.) and Southern (La.) 8:05.2; 6. Oklahoma Christian 8:09.

**Long Jump**—1. Harvey Nairn, Southern (La.) 24-7 3/4; 2. Freddie Fox, McMurry (Tex.) 24-5; 3. Bobby Brown, Arkansas AM&N 24-4; 4. Lee Smith, Texas Southern 23-8 1/4; 5. Fred Dangersfield, Southern (La.) 23-6 1/2; 6. Burnell Davis, Fort Hays State (Kan.) 23-4 3/4.

**Team Scoring**—1. Southern (La.) 102—; 2. Texas Southern 92; 3. Eastern Michigan 44; 4. Arkansas AM&N 30; 5. Fort Hays State (Kan.) 19—; 6. Kearney State (Neb.) 18; 7. Emporia State (Kan.) 15; 8. Whitworth (Wash.) 13; 9. Doane (Neb.) 11; 10. Tie between Central Michigan, Occidental (Calif.) and St. Cloud State (Minn.), each with 10; 13. Tie between Central Washington State, McMurry (Tex.) and Monmouth (N.J.) each with 8; 16. Tie between Eastern New Mexico, Grambling (La.), and Prairie View A&M (Tex.) each with 6; 19. Tie between Harding (Ark.) and Howard Payne (Tex.) each with 4; 21. Oklahoma Christian 3; 22. Tie between Oklahoma Baptist, Wayland (Tex.) and Westminster (Mo.), each with 2.

**16th N.A.I.A. TRACK AND FIELD OUTDOOR CHAMPIONSHIPS  
June 9-10, 1967  
at Sioux Falls, South Dakota**

**100 Yard Dash**—1. Jim Hines, (Texas Southern) 9.6; 2. Grundy Harris, Southern (La.) 9.6; 3. Ron Monseque, Moorhead State (Minn.) 9.6; 4. Robert Brown, Arkansas AM&N 9.6; 5. Jim Farmer, Fresno Pacific (Calif.) 9.7; 6. William Miller, Southern (La.) 9.8.

**220 Yard Dash**—1. Jim Hines, Texas Southern 20.3; 2. Oliver Ford, Southern (La.) 20.7; 3. Grundy Harris, Southern (La.) 20.7; 4. Jim Farmer, Fresno Pacific (Calif.) 20.9; 5. Bobby Evans, Texas Southern 21.2; 6. Andy Thiel, Southeastern Louisiana 21.3.

**440 Yard Dash**—1. Vincent Matthews, Johnson C. Smith (N.C.) 45.4; 2. Thurman Boggess, Prairie View A&M (Tex.) 45.6; 3. Elbert Stinson, Arkansas AM&N 45.9; 4. Harold Francis, Arkansas AM&N 46.0; 5. Henry Smothers, Arkansas AM&N 46.0; 6. Walter Smith, Arkansas AM&N 47.0.

**880 Yard Run**—1. Robert Johnson, Southern (La.) 1:50.1; 2. Jim Boora, Central Washington State 1:51.0; 3. Earl Goldman, Arkansas AM&N 1:51.0; 4. Lennox Yearwood, Grambling (La.) 1:51.0; 5. Vern Jones, Lewis and Clark (Ore.) 1:51.3; 6. James Camhout, Southeastern Louisiana 1:51.4.

**Mile Run**—1. John Mason, Fort Hays State (Kan.) 4:07.3; 2. Willie Rios, Oklahoma Baptist 4:09.6; 3. Jim Ewing, Howard Payne (Tex.) 4:10.0; 4. Junior Lee, Howard Payne (Tex.) 4:10.2; 5. Lewis Jones, Whittier (Calif.) 4:10.5; 6. Bruce Peters, Eastern Washington State 4:11.6.

**Three Mile Run**—1. Van Nelson, St. Cloud State (Minn.) 13:29.7; 2. John Mason, Fort Hays State (Kan.) 14:06.0; 3. Mark Henry, Central Washington State 14:07.7; 4. Jerry Tighe, Whitworth (Wash.) 14:10.4; 5. Pat McMahon, Oklahoma Baptist 14:15.5; 6. Jerry Dirkes, St. Cloud State (Minn.) 14:15.9.

**3000 M Steeplechase**—1. John Mason, Fort Hays State (Kan.) 9:01.0; 2. Cliff Clark, Harding (Ark.) 9:12.7; 3. Pat McMahon, Oklahoma Baptist 9:16.7; 4. Mark Henry, Central Washington State 9:22.1; 5. Robert Camien, Emporia State (Kan.) 9:29.2; 6. Evan Smith, Whitman (Wash.) 9:31.8.

**440 Yard Relay**—1. Southern (La.), (Willie Davenport, Grundy Harris, Oliver Ford and William Miller) 40.0. 2. Texas Southern 40.4; 3. Arkansas AM&N 40.4; 4. Prairie View A&M (Tex.) 41.3; 5. Southern State (Ark.) 41.4; 6. Southwestern (Kan.) 42.6.

**1 Mile Relay**—1. Arkansas AM&N, (Walter Smith, Henry Smothers, Harold Francis and Elbert Stinson) 3:05.4; 2. Prairie View A&M (Tex.) 3:11.7; 3. Central Washington State 3:13.1; 4. Southern State (Ark.) 3:13.4; 5. Southern (La.) 3:15.2; 6. Wayland Baptist 3:17.3.

**120 Yard High Hurdles**—1. Willie Davenport, Southern (La.) 13.5; 2. Leon Coleman, Winston-Salem State (N.C.) 13.9; 3. Rober Mann, Northeast Louisiana State 14.2; 4. Hal Roueche, Northern Arizona, 14.3; 5. Val Schierling, Emporia State (Kan.) 14.4; 6. Robert Green, Texas Southern 14.5.

**440 Yard Hurdles**—1. Jesse Ball, Prairie View A&M (Tex.) 51.0; 2. Leon Coleman, Winston-Salem State (N.C.) 51.1; 3. Val Schierling, Emporia State (Kan.) 51.4; 4. Mike Nielsen, Gustavus Adolphus (Minn.) 51.8; 5. Kent Smith, Harding (Ark.) 52.9; 6. Lamont Batchelor, Wayland (Tex.) 54.3.

**Shot Put**—1. Allen Feuerbach, Emporia State (Kan.) 56-2 1/4; 2. Lee Ezell, Southern (La.) 54-6 1/2; 3. Bernie Blevins, Fort Hays State (Kan.) 54-2; 4. Joe Murry, Southwestern Louisiana 53-9; 5. Bob Santo, Central Washington State 53-1; 6. Bob Hadlock, George Fox (Ore.) 52-5 1/2.

**Triple Jump**—1. John Craft, Eastern Illinois 49-2 1/2; 2. Richard Boehringer, Emporia State (Kan.) 48-4 1/4; 3. Willie Owens, Southern (La.) 48-4; 4. John Hartfield, Texas Southern 47-11; 5. William McClellon, Southern (La.) 47-10; 6. Dick Perfremont, Western Washington State 47-0 3/4.

**High Jump**—1. John Hartfield, Texas Southern 7-0; 2. Mark Conard, Southwestern (Kan.) 6-6; 3. William McClellon, Southern (La.) 6-6; 4. Tim Wright, Lewis and Clark (Ore.) 6-6; 5. Dennis McGraw, Kearney State (Neb.) 6-4; 6. Tom Rath, Oshkosh State (Wis.) 6-4.



**Pole Vault**—1. 17-5, Paul Wilson, USA; 2. 16-1, Bob Seagren, USA; 3. 15-5, Dick Railsback, USA; 4. 14-5, Mike Bull, North Ireland. Others disqualified.

**Hammer Throw**—1. 225-0, Ed Burke, USA; 2. 204-9, Howard Payne, England; 3. 204-0, George Frenn, USA; 4. 193-6, Jim Pryde, USA; 5. 188-7, Peter Seddon, England; 6. 181-8, Praveen Kumar, India.

**Discus Throw**—1. 203-1, Rink Babka, USA; 2. 194-1, Jay Silvester, USA; 3. 193-5, George Puce, Canada; 4. 184-3, Gary Carlsen, USA; 5. 183-4, Les Mills, New Zealand; 6. 179-7, Warwick Selvey, Australia.

**Scores**—USA-373, B.C.-250

## USA vs GREAT BRITAIN

London, England

August 12, 1967

**100 Meters**—1. 10.5, Willie Turner, USA; 2. 10.6, Jerry Bright, USA; 3. 10.6, Ron Jones, Great Britain; 4. 10.7, Barrie Kelly, Great Britain.

**200 Meters**—1. 20.9, John Carlos, USA; 2. 21.1, Jerry Bright, USA; 3. 21.3, Menzies Campbell, GB; 4. 21.6, Dick Steane, GB.

**400 Meters**—1. 45.7, Vince Matthews, USA; 2. 46.7, Lee Evans, USA; 3. 47.6, Colin Campbell, GB; 4. 48.0, John Robertson, GB.

**800 Meters**—1. 1:49.6, Wade Bell, USA; 2. 1:50.1, John Boulter, GB; 3. 1:51.9, Mike Varah, GB; 4. 1:54.5, Dennis Carr, USA.

**"Emsley Carr" Mile**—1. 3:56.0, Jim Ryun, 2. 3:57.4, Kip Keino, Kenya; 3. 4:00.4, Alan Simpson, GB; 4. 4:01.2, John Whetton, GB; 5. 4:01.9, David Mungai, Kenya; 6. 4:02.4, Jim Grelle, USA. Match placings: 1, Ryun; 2, Simpson; 3, Whetton; 4, Grelle.

**5000 Meters**—1. 13:45.8, Ian McCafferty, GB; 2. 13:47.2, Tracy Smith; 3. 13:55.8, Allan Rushmer, GB; 4. 14:00.0, Bob Day, USA.

**10,000 Meters**—1. 28:48.2, Van Nelson, USA; 2. 28:54.8, Mike Freary, GB; 3. 28:59.8, Tom Laris, USA; 4. 29:10.8, Lachie Stewart, GB.

**3000 M. Steeplechase**—1. 8:38.6, Pat Traynor, USA; 2. 8:45.8, Maurice Herriott, GB; 3. 8:46.8, Ernie Pomfret, GB; 4. 8:58.6, Bob Price, USA.

**110 Meter Hurdles**—1. 13.7, Willie Davenport, USA; 2. 13.8, Richmond Flowers, USA; 3. 14.3, Alan Pascoe, GB; 4. 14.3, Stuart Storey, GB.

**400 Meter Hurdles**—1. 50.9, Ron Whitney, USA; 2. 51.7, John Sherwood, GB; 3. 52.7, Andy Todd, GB; 4. 52.7, Andy Bell, USA.

**4 x 100 Meter Relay**—1. 39.5, (Earl McCulloch, Jerry Bright, Ron Copeland, Willie Turner), USA; 2. 43.2, (Mike Hauck, Ron Jones, Menzies Campbell, Barrie Kelly), GB.

**4 x 400 Meter Relay**—1. 3:06.9, (Bill Toomey, Ron Whitney, John Carlos, Elbert Stinson), USA; 2. 3:10.1, (Howard Davies, Richard Green, John Sherwood, Colin Campbell), GB.

**High Jump**—1. 7-0, Ed Caruthers, USA; 2. 6-8 1/2, John Thomas, USA; 3. 6-4 3/4, Crawford Fairbrother, GB; 4. 6-4 3/4, Lloyd Foster, GB.

**Pole Vault**—1. 17-3/4, Bob Seagren, USA; 2. 15-7, Dick Railsback, USA; 3. 15-1, Mike Bull, GB; 4. 14-9, Dave Stevenson, GB.

**Long Jump**—1. 26-10 3/4, Ralph Boston, USA; 2. 26-7 1/4, Lynn Davies, GB; 3. 26-0 1/4, Bob Beamon, USA; 4. 22-10, Alan Lerwill, GB.

**Triple Jump**—1. 51-11 1/2, Fred Alspog, GB; 2. 50-10, Charles Craig, USA; 3. 50-2 1/2, Henry Jackson, USA; 4. 49-7 1/4, Derek Boosey, GB.

**Shot Put**—1. 66-11, Randy Matson, USA; 3. 65-9, Neal Steinhauer, USA; 3. 55-2 3/4, Alan Carter, GB; 4. 53-10 3/4, Martyn Lucking, GB.

**Discus**—1. 198-7, Gary Carlsen, USA; 2. 184-4, Bill Neville, USA; 3. 174-6, Bill Tancred, GB; 4. 160-2, John Watts, GB.

**Hammer**—218-7, Ed Burke, USA; 2. 194-2, Howard Payne, GB; 3. 188-3, Peter Seddon, GB; 4. 177-1, John Fiore, USA.

**Javelin**—1. 245-6, Frank Covelli, USA; 2. 229-8, Barry Sanderson, GB; 3. 218-9, Dick Perkins, GB; 4. 174-0, Delmon McNabb, USA, (retired injured).

**Score**—GB-84, USA-139

## V PAN-AMERICAN GAMES

Winnipeg, Canada

July 23-August 6, 1967

**100 Meters**—1. 10.2, Harry Jerome, Canada; 2. 10.2, Willie Turner, USA; 3. 10.3, Hermes Ramirez-Cajal, Cuba; 4. 10.4, Jerry Bright, USA; 5. 10.4, Michael Fray, Jamaica; 6. 10.5, Ivan Moreno, Chile.

**200 Meters**—1. 20.5, John Carlos, USA; 2. 20.9, Jerry Bright, USA; 3. 21.0, Pablo Montes Casanova, Cuba; 4. 21.3, Pedro Antonio Grajales, Columbia; 5. 21.4, Michael Fray, Jamaica; 6. 21.9, Bernard Nottage, Bahamas.

**400 Meters**—44.9, Lee Evans, USA; 2. 45.1, Vincent Matthews, USA; 3. 45.8, Don Doman-sky, Canada; 4. 46.3, Juan Franceschi, Puerto Rico; 5. 46.7, Ross McKenzie, Canada; 6. 46.8, Pablo Montes Casanova, Cuba.

**800 Meters**—1. 1:49.2, Wade Bell, USA; 2. 1:49.9, Bill Crothers, Canada; 3. 1:50.3, Brian MacLaren, Canada; 4. 1:50.3, Jere Van Dyk, USA; 5. 1:52.3, Alexander McDonald, Jamaica; 6. 1:52.5, Neville Myton, Jamaica.

**1500 Meters**—1. 3:43.4, Tom Von Ruden, USA; 2. 3:44.1, Sam Bair, USA; 3. 3:44.9, David Bailey, Canada; 4. 3:45.7, Jose Socorro Neri Valenzuela, Mexico; 5. 3:46.6, Byron Dye, Jamaica; 6. 3:46.7, Raymond Haswell, Canada.

**5,000 Meters**—1. 13:47.4, Van Nelson, USA; 2. 13:54.0, Louis Scott, USA; 3. 13:54.0, Juan Maximo Martiniz, Mexico; 4. 14:15.2, Robert Finlay, Canada; 5. 14:19.4, Osvaldo Roberto Suarez, Argentina; 5. 14:20.2, Valentin Robles Romero, Mexico.

**10,000 Meters**—1. 29:17.4, Van Nelson, USA; 2. 29:18.4, David Ellis, Canada; 3. 29:21.6, Tom Laris, USA; 4. 29:27.2, Juan Maximo Martinez, Mexico; 5. 30:57.8, Victor Manuel Mora, Colombia; 6. 31:03.4, Ron Wallingford, Canada.

**Marathon**—1. 2hr. 23:02.4, Andrew Boychuk, Canada; 2. 2hr. 25:50.2, Augustin Calle Osorio, Colombia; 3. 2hr. 27:48.2, Alfredo Penalzo Carmona, Mexico; 4. 2hr. 29:10.8, Felix Carmona Romero, Mexico; 5. 2hr. 29:24.6, James McDonogh, USA; 6. 2hr. 41:34.2, Victoriano Lopez Coco, Guatemala.

**20,000 Meter Race Walk**—1. 1 hr. 33:05.2, Ronald Laird, USA; 2. 1 hr. 34:50.6, Jose Pedraza Zuniga, Mexico; 3. 1 hr. 35:44.6, Felix Capella, Canada; 4. 1 hr. 36:49.8, Thomas Dooley, USA; 5. 1 hr. 39:18.0, Yvon Groulx, Canada; 6. 1 hr. 45:08.8, Calzado Carbonella, Cuba.

**50,000 Meter Race Walk**—1. 4 hr. 26:20.8, Larry Young, USA; 2. 4 hr. 35:59.6, Felix Capella, Canada; 3. 4 hr. 37:59.2, Goetz Klopfer, USA; 4. 4 hr. 54:11.4, Karl-Heinz Mersch, Canada; 5. 5 hr. 15:06.4, Pablo Colin Martinez, Mexico.

**110 Meter High Hurdles**—1. 13.4, Earl McCulloch, USA; 2. 13.5, Willie Davenport, USA; 3. 14.3, Juan Morales Echevarria, Cuba; 4. 14.5, Richard Harvey, Jamaica; 5. 14.7, Hernando Arrechia Serrano, Colombia; 6. 14.8, Brian Donnelly, Canada.

**400 Meter Intermediate Hurdles**—1. 50.7, Ron Whitney, USA; 2. 51.3, Russ Rodgers, USA; 3. 51.4, Robert McLaren, Canada; 4. 51.7, Miguel Olivera Alvarez, Cuba; 5. 52.0, Juan Carlos Dyrzka, Argentina; 6. 52.8, Santiago Gordon, Chile.

**3000 Meter Steeplechase**—1. 8:38.2, Chris McCubbins, USA; 2. 8:51.2, Conrad Nightingale, USA; 3. 8:55.0, Domingo Amaizon, Argentina; 4. 9:00.6, Hector Villanueva Osario, Mexico; 5. 9:09.6, Flavio Buendia Jimenez, Mexico; 6. 9:13.0, Albertino Etchechury, Uruguay.

**4 x 100 Meters Relay**—1. 39.0, (Earl McCulloch, Jerry Bright, Ron Copeland, Willie Turner), USA; 2. 39.2, Cuba; 3. 39.9, Colombia; 4. 40.1, Trinidad/Tobago; 5. 40.2, Jamaica; 6. 40.7, Puerto Rico.

**4 x 400 Meter Relay**—1. 3:02.0, (Elbert Stinson, Emmett Taylor, Vincent Matthews, Lee Evans), USA; 2. 3:04.8, Canada; 3. 3:05.9, Jamaica; 4. 3:09.9, Peru; 5. 3:10.4, Colombia; 6. 3:10.8, Trinidad/Tobago.

**Pole Vault**—16-1, Bob Seagren, USA; 2. 15-7, Robert Raftis, Canada; 3. 14-7 1/4, Robert Yard, Canada; 4. 14-7 1/4, Jan Bernardo Barney, Argentina; 5. 14-1 1/4, Arturo Esquerra Castaneda, Mexico; 6. 13-7 1/2, Cesar Leon Quintero Urrutia, Colombia.

**High Jump**—1. 7-2 1/4, Ed Caruthers, USA; 2. 7-1, Otis Burrell, USA; 3. 6-8 1/2, Roberto Abugattas Aboid, Peru; 4. 6-6 1/2, Wilf Wedman, Canada; 5. 6-6 1/2, Theodoro Palacios Flores, Guatemala; 6. 6-6 1/2, Roberto Guido Pozzi, Argentina.

**Long Jump**—1. 27-2 1/2, Ralph Boston, USA; 2. 26-6, Robert Beamon, USA; 3. 25-5 1/2, Wesley Clayton, Jamaica; 4. 24-7 1/4, Jose Hernandez Estrada, Cuba; 5. 24-3 3/4, Samuel Cruz, Puerto Rico; 6. 24-2 1/4, Michel Charland, Canada.

**Triple Jump**—1. 54-3 1/4, Charles Craig, USA; 2. 54-0, Nelson Prudencio, Brazil; 3. 52-4, Jose Estrada Hernandez, Cuba; 4. 52-0, Darrell Horn, USA; 5. 50-9 1/2, Jorge Toro, Puerto Rico; 6. 50-7 1/2, William Greenough, Canada.

**Shot Put**—1. 65-1, Randy Matson, USA; 2. 63-9 3/4, Neil Steinhauer, USA; 3. 60-8 3/4, David Steen, Canada; 4. 60-7 3/4, George Puce, Canada; 5. 53-4, Jose Carlos Jacques, Brazil; 6. 51-3 1/2, Mario Norberto Peretti, Argentina.

**Discus**—1. 188-8, Gary Carlsen, USA; 2. 186-8, Rink Babka, USA; 3. 184-8, George Puce, Canada; 4. 169-11, Barbaro Canizares Poey; 5. 167-9, Javier Moreno Escalona, Cuba; 6. 161-3, Jose Carlos Jacques, Brazil.

**Javelin**—1. 243-8, Frank Covelli, USA; 2. 242-8, Gary Stenlund, USA; 3. 236-1, Justo Pastor Perello Girart, Cuba; 4. 228-7, Jorge Pena, Chile; 5. 227-10, Edmundo Medina, Mexico; 6. 219-5, William Heikkla, Canada.

**Hammer**—1. 214-4, Tom Gage, USA; 2. 212-2, Enrique Samuella Ricardo, Cuba; 3. 210-3, George Frenn, USA; 4. 197-11, Jose Alberto Vallejo, Argentina; 5. 182-6, Roberto Chapchap, Brazil; 6. 181-1, Michael Cairns, Canada.

**Decathlon**—1. 8044 Points, William A. Toomey, USA. 2. 7312, Hector Thomas, Venezuela.

**Fly SAS. It's like being  
in Scandinavia  
hours sooner.**

  
SCANDINAVIAN AIRLINES SYSTEM

## EUROPE vs. THE AMERICAS

### MEN

August 9-10, 1967

#### Montreal, Canada

**100 Meters**—1. 10.2, Roger Bambuck, France; 2. 10.3, Willie Turner, USA; 3. 10.5, Jerry Bright, USA; 4. 10.8, Wieslaw Maniak, Poland.

**200 Meters**—1. 20.5, John Carlos, USA; 2. 20.9, Roger Bambuck, France; 3. 21.3, Jerry Bright, USA; 4. 21.4, Jean-Claude Nallet, France.

**400 Meters**—1. 45.0, Vince Matthews, USA; 2. 45.1, Lee Evans, USA; 3. 46.1, Andrzej Badenski, Poland; 4. 46.6, Jan Werner, Poland.

**800 Meters**—1. 1:49.3, Franz-Josef Kemper, West Germany; 2. 1:50.1, Jean-Pierre Dufresne, France; 3. 1:50.3, Brian McLaren, Canada; 4. 1:51.7, Bill Crothers, Canada.

**5000 Meters**—1. 14:01.8, Lajos Meeser, Hungary; 2. 14:02.0, Gaston Roelants, Belgium; 3. 14:14.4, Juan Martinez, Mexico; 4. 14:31.2, Lou Scott, USA.

**1500 Meters**—1. 3:41.0, Tom Von Ruden, USA; 2. 3:42.3, Jean Wadoux, France; 3. 3:42.4, Sam Bair, USA; 4. 3:45.0, Arne Kvalheim, Norway.

**10,000 Meters**—1. 29:05.4, Jurgen Haase, East Germany; 2. 29:32.4, Juan Martinez, Mexico; 3. 30:03.4, William Clark, USA; 4. 30:10.8, Istvan Kiss, Hungary.

**110 Meter Hurdles**—1. 13.6, Willie Davenport, USA; 2. 13.7, Earl McCullough, USA; 3. 13.8, Eddie Ottoz, Italy; 4. 14.0, Werner Trzmiel, West Germany.

**400 Meter Hurdles**—1. 50.1, Ron Whitney, USA; 2. 50.8, John Sherwood, UK; 3. 50.9, Russ Rodgers, USA; 4. 51.6, Gerhardt Hennege, West Germany.

**400 Meter Relay**—1. Europe, 39.1 (Marc Berger, Jocelyn Delecourt, Roger Piguemal, Roger Bambuck); 2. The Americas.

**1600 Meter Relay**—1. The Americas, 3:03.6 (Al Stinson, J. Francheski, Vince Matthews, Lee Evans), 2. Europe.

**3000 Meters Steeplechase**—1. 8:44.8, Chris McCubbins, USA; 2. 8:55.4, Istvan Joni, Hungary; 3. 8:56.0, Maurice Herriott, UK; 4. 9:01.2, Conrad Nightingale, USA.

**Long Jump**—1. 26-4 1/2, Bob Beamon, USA; 2. 26-3 1/2, Lynn Davies, UK; 3. 26-0, Ralph Boston, USA; 4. 23-10 1/4, Max Klaus, East Germany.

**High Jump**—1. 6-11 3/4, Otis Burrell, USA; 2. 6-11, Wolfgang Schilkowski, West Germany; 3. 6-10 1/4, A. Dahlgren, Sweden; 4. 6-10 1/4, John Thomas, USA.

**Triple Jump**—1. 53-4 1/4, Henrik Kalocsai, Hungary; 2. 53-4, Josef Schmidt, Poland; 3. 52-5 3/4, Nelson Prudencio, Brazil; 4. 51-5 3/4, Charles Craig, USA.

**Pole Vault**—1. 16-11 3/4, Herve D'Encause, France; 2. 16-8 3/4, Dick Railsback, USA; 3. 16-8 3/4, Chris Papanicolau, Greece.

**Discus Throw**—1. 200-1, Ludvik Danek, Czechoslovakia; 2. 198-4, D. Simeon, Italy; 3. 195-4, George Puce, Canada; 4. 192-8, Gary Carlson, USA.

**Hammer Throw**—1. 221-2, Uwe Beyer, West Germany; 2. 219-5, Gyula Zsivotzy, Hungary; 3. 218-3, Tom Gage, USA; 4. 204-1, George Frenn, USA.

**Shot Put**—1. 67-1 1/2, Randy Matson, USA; 2. 64-4 3/4, Neil Steinhauer, USA; 3. 61-6 1/4, Vilmos Varju, Hungary; 4. 60-8 3/4, Dietric Prolius, East Germany.

**Javelin**—1. 266-7, Gergely Kulcsar, Hungary; 2. 265-10, Miklos Nemeth, Hungary; 3. 255-0, Frank Covelli, USA; 4. 244-4, Gary Stenlund, USA.

**Score**—Men: Europe-109, The Americas-100

**NATIONAL AAU ALL-AROUND TRACK AND FIELD CHAMPIONSHIPS**  
**At Farmingdale, Long Island** **on July 29, 1967**

Name and Organization	100 Yd.	Shot Put	High Jump	880 RW	Hammer
Bill Urban New York AC	10.7 790	40-1 3/4 1007	5-10 800	4:32.2 551	136-2 893
Bill Walsh L.I. Striders	10.7 790	40-7 3/4 695	6-0 864	3:57.2 725	102-6 1/2 489
Norm Cyprus New York AC	10.5 832	41-5 3/4 735	5-6 672	3:58 722	159-11 1/2 1178
Al Berardi	10.7 790	43-1/2 810	5-6 672	3:58 722	119-1 688
John Logan	11.1 706	35-5 1/2 446	4-6 288	4:21.4 605	137-3 906
Bill Miller	11.4 706	40-8 1/2 698	5-0 480	5:00.8 408	147-4 1/2 1028
Dan Horan	10.7 790	27-6 64	5-8 736	4:44.2 490	81-8 239

**NATIONAL AAU ALL-AROUND TRACK AND FIELD CHAMPIONSHIPS (Continued)**  
**At Farmingdale, Long Island** **on July 29, 1967**

	Pole Vault	120 HH	56# Wt.	Long Jump	Mile	Total Points
Bill Urban New York AC	12-0 1048	16.0 940	28-2 1/4 633	21-3 1/2 784	5:44.0 568	8035
Bill Walsh	14-3 1480	16.4 880	21-3/4 291	23-3 1/4 974	5:14.6 716	7925
Norm Cyprus New York AC	13-6 1336	19.7 385	29-8 3/4 707	20-2 1/2 680	6:40 289	7471
Al Berardi	12-6 1144	18.9 505	24-2 440	14-6 1/2 136	5:38.2 598	5411
John Logan	10-6 706	18.9 505	24-2 440	14-6 1/2 136	5:38.2 598	5411
Bill Miller	7-0 88	21.1 175	29-2 1/4 681	16-4 1/2 310	6:32.0 329	4861
Dan Horan	10-6 760	19.3 445	17-0 96	17-4 404	6:11.2 433	4488

**NATIONAL AAU DECATHLON CHAMPIONSHIPS  
TROTTER TRACK — UNIVERSITY OF CALIFORNIA AT LOS ANGELES**

On June 10-11, 1967

At Los Angeles, Calif.

	100	L.J.	S.P.	H.J.	400
Bill Toomey	11.0	24-4 1/2 7.43	46-1 1/4 14.05	6-3 1/4 1.91	49.0
	804	907	731	779	852
Dave Thoreson	11.6	22-10 1/2 6.97	39-3 3/4 11.98	6-8 3/4 2.05	50.3
	665	814	598	900	792
Bill Smith	10.6	24-1 3/4 7.36	44-9 13.64	6-2 1.88	52.0
	905	893	705	751	720
Lennart Hedmark	11.6	22-8 6.91	43-6 3/4 13.28	5-11 3/4 1.82	51.8
	665	802	683	698	728
Norm Johnston	11.0	21-5 6.53	39-1 11.91	6-1 1.85	51.2
	804	721	593	725	753
Sam Goldberg	11.1	21-9 6.63	37-4 1/2 11.39	6-1 1.85	49.9
	780	742	558	725	810
Denny Stempel	11.4	22-7 3/4 6.90	38-4 3/4 11.70	5-9 3/4 1.77	52.4
	710	800	579	652	703
John Warkentin	11.7	21-8 3/4 6.62	39-8 12.09	5-9 3/4 1.77	51.3
	643	740	605	652	749
Paul Herman	11.7	22-8 6.91	43-3 3/4 13.20	5-9 3/4 1.77	53.5
	643	802	678	652	1.77 659
Al Pearman	11.2	22-6 1/2 6.87	40-2 12.24	5-11 3/4 1.82	49.8
	756	794	615	698	814

**NATIONAL AAU DECATHLON CHAMPIONSHIPS (Continued)**

	100	L.J.	S.P.	H.J.	400
Bill Walsh	11.9	21-11 1/2 6.69	36-1/4 10.98	6-2 1.88	52.8
	601	755	531	751	687
Jeff Bannister	11.6	21-4 6.50	40-2 3/4 12.26	5-11 3/4 1.82	49.7
	665	715	616	698	819
Mark Long	11.6	21-6 6.55	37-6 1/2 11.44	5-9 3/4 1.77	53.3
	665	725	562	652	667
Bob Lovell	11.1	21-1 1/4 6.43	40-2 1/4 12.25	5-7 3/4 1.72	52.1
	780	699	616	607	716
Mike Donahue	11.8	21-5 6.53	42-10 1/4 13.06	5-9 3/4 1.77	56.0
	622	721	669	652	566
Gerry Moro	11.6	22-2 1/4 6.76	47-11 1/2 14.62	5-9 3/4 1.77	N.T.
	665	770	766	652	1
Jock McLaughlin	12.3	18-8 1/2 5.70	50-6 1/4 15.40	N.H.	
	520	537	812	1	
Phil Shinnick	13.4	13-3 1/2 4.05	36-6 1/2 11.14		
	322	127	541		
Roberto Carmona	10.8				
	853				



## NATIONAL AAU DECATHLON CHAMPIONSHIP

	110H	D.T.	P.V.	J.T.	1500	Total
Bill Toomey	15.0 848	139-3 42.44 733	13-1 1/4 4.00 807	219-11 67.03 845	4:32.3 574	7880
Dave Thoreson	15.8 767	133-4 40.66 698	15-0 4.57 950	190-11 58.19 739	4:28.3 601	7524
Bill Smith	15.3 817	144-6 44.04 763	11-11 3/4 3.65 714	196-2 59.81 759	5:18.3 314	7341
Lennart Hedmark	15.1 837	146-6 44.67 775	11-11 3/4 3.65 714	200-5 61.10 775	4:44.3 498	7175
Norm Johnston	14.8 870	126-8 38.62 658	11-5 3/4 3.50 672	165-5 50.43 639	4:25.7 619	7054
Sam Goldberg	15.7 777	131-11 41.13 708	11-11 3/4 3.65 714	174-4 53.14 674	4:35.2 555	7043
Denny Stempel	17.5 621	131-8 40.14 688	14-7 1/4 4.45 920	183-9 56.02 711	4:48.8 472	6856
John Warkentin	11.7 767	141-9 43.21 748	21-5 3/4 3.80 754	157-4 47.97 605	4:31.4 580	6843
Paul Herman	15.9 757	136-5 41.60 717	12-5 3/4 3.80 754	193-5 58.95 748	5:21.1 300	6710
Al Pearman	16.9 668	121-8 37.08 627	12-5 3/4 3.80 754	160-7 48.95 619	5:11.7 347	6692

## NATIONAL AAU DECATHLON CHAMPIONSHIPS (Continued)

	110H	D.T.	P.V.	J.T.	1500	Total
Bill Walsh	16.5 703	115-11 35.33 590	14-3 1/4 4.35 896	190-5 58.04 737	4:55.0 436	6687
Jeff Bannister	18.1 575	123-7 37.68 639	11-0 3.35 630	160-9 49.00 619	4:18.7 669	6645
Mark Long	17.1 652	125-0 38.10 648	12-9 1/2 3.90 780	157-7 48.04 606	4:37.6 540	6497
Bob Lovell	16.4 712	122-2 37.24 630	11-0 3.35 630	184-5 56.22 714	5:18.3 314	6418
Mike Donahue	16.5 703	128-6 39.18 669	10-1 3.07 549	158-6 48.32 610	5:11.5 348	6109

AFFILIATIONS: Toomey: Southern California Striders; Thoreson: Southern California Striders; Smith: Unattached, Glendale, Calif.; Hedmark: California State College, Los Angeles; Johnston: Unattached, Willmar, Minn.; Goldberg: Unattached, Los Angeles, Calif.; Stempel: Unattached, Spokane, Wash.; Warkentin: Fresno State College; Herman: Santa Barbara Athletic Club; Pearman: Long Island Athletic Club; Walsh: Long Island Athletic Club; Bannister: University of New Hampshire; Long: California State College, Long Beach; Lovell: Athens Athletic Club; Donahue: Redwood City Striders; Moro: Southern California Striders; McLaughlin: Unattached, Spokane, Wash.; Shinnick: Tacoma Track & Field Club; Carmona: Mexican National Team.

July 29, 1967

NATIONAL MEN'S PENTATHLON CHAMPIONSHIP  
At Simpson College, Indianola, Iowa

Name and Organization	Long Jump	Javelin	200M	Discus	1500M	Total Points
Lynn Baker Univ. of Colorado	22-8 3/4 806	170-1 1/2 657	22.6 780	150-1/2 795	4:59.8 410	3448
Dave Merkwitz Eastern Michigan AC	21-0 693	170-10 1/2 660	22.5 749	131-6 1/2 687	4:30.9 584	3373
Jeff Bannister Maine AAU	19-1 1/2 566	172-3 1/2 666	22.5 790	134-1 1/2 703	4:28.6 599	3324
Rich Robinson New York Athletic Club	20-3 1/4 644	169-11 1/2 657	23.4 700	122-0 629	4:29.1 596	3226
Mike Maddox Graceland College	21-2 1/4 706	147-8 1/2 564	23.7 672	161-1/2 856	4:59.1 413	3211
Norman Johnston Minnesota AAU	20-11 1/2 690	145-0 552	22.5 790	120-11 1/2 622	4:35.4 554	3208
Fred Samara New York Athletic Club	21-8 1/4 738	152-10 1/2 586	23.5 691	121-7 1/2 627	5:10.1 355	2997
Jos Anderson Univ. of California	20-4 648	189-4 732	24.3 617	135-0 708	5:30.0 260	2966

NATIONAL MEN'S PENTATHLON CHAMPIONSHIP (continued)

Name and Organization	Long Jump	Javelin	200M	Discus	1500M	Total Points
Al Clark USN — Norfolk, Virginia	20-8 1/2 673	175-7 1/2 679	24.4 608	142-4 751	5:41.9 208	2919
Van Smith So. Calif. Striders	20-5 3/4 657	153-8 1/2 590	23.0 739	111-3 1/2 561	5:36.1 233	2780
Arthur Hoffman Shore AC	21-0 693	144-4 1/2 550	23.6 681	11-8 1/2 563	5:25.0 283	2770
Rich Wannamaker Iowa AAU	19-11 1/2 622	154-7 593	24.0 644	11-5 561	5:11.3 349	2769
Dave Eidahl Iowa AAU	20-5 653	137-3 518	23.8 662	98-5 1/2 474	5:06.9 372	2679
Walter Young Maine AAU	19-6 1/2 593	133-6 1/2 501	25.0 566	104-9 1/2 517	5:04.1 386	2553
John Wagner Iowa State	22-2 1/4 770	124-4 1/2 459	23.2 720	95-11 1/2 457	5:57.9 144	2550
Bob Warren Iowa AAU	20-5 653	125-4 463	24.6 591	113-10 577	6:16.1 78	2362
Don Hanna Iowa AAU	13-1 1/2 113	170-8 1/2 660	24.6 591	104-6 1/2 516	5:03.2 391	2271


# AAU DISTRICT ASSOCIATION MEN'S TRACK AND FIELD CHAMPIONSHIPS

104

	<b>Adirondack</b>	<b>Arizona</b>	<b>Central</b>	<b>Central Calif.</b>	<b>Connecticut</b>
100 Yds.	A. Graham, 10.3	M. Fray, 9.7	S. Goldston, :09.9	M. Vaux, 10.2	Fitzpatrick, 10.0
220 Yds.	E. Green, 23.7	M. Fray, 21.7	D. Allen, :22.0	McCollough, R. 22.0	Klimowski, 22.9
440 Yds.	A. Graham, 51.4	N. Myton, 49.9	L. Hickman, :55.0	Gonzales, J., 49.5	Thompson, 48.6
880 Yds.	B. Brown, 1:55.3	R. Mervin, 1:54.2	W. Garrett, 1:56.3	P. Romero, 1:55.8	Maxwell, 1:55.8
Mile			G. Stormer, 4:24.0	P. Romero, 4:21.1	Swenson, 4:25.3
2 Mile		S. Smith, 9:44.7			
3 Mile			M. Mittelstaedt, 14:18.6	P. Romero, 14:22.9	Burfoot, 14:46.6
3000 M. Stplchs.			A. Carius, 9:20.9		Jackuciewz, 9:42.3
2 Mile Walk			R. Pollock, 17:01.0		Thomes, 17:46.8
120 Yd. H.H.			E. Allen, :15.2	B. Woods, 15.5	Copeland, 14.2
440 Yd. H.			T. Terpstra, :55.7		Brewer, 56.2
Pole Vault		J. Lacy, 57.5	J. Borth, 11-6	R. Thomas, 14-2	Homer, 14
High Jump		M. Markham, 15-6		R. Enns, 5-10	Braswell, 6-10
16# Shot Put	W. Rea, 45-4	M. Parker, 6-2	B. Oldfield, 54-01/2	C. Nelson, 52-11	Kurnick, 55-8 1/2
16# Ham. Throw		J. Cole, 61-1	R. Stallman, 133-51/2		Murray, 156-2 1/2
Long Jump	J. Connor, 20-11 3/4	L. Foughty, 20-11 1/2	D. Taylor, 20-9 1/2	J. Kimura, 22-4	Smith, 21-4 1/4
Discus Throw		J. Cole, 202-3	R. Dei Cotto, 177-23/4	D. Fisher, 169-6	Weil, 145-1/2
Triple Jump	B. Powers, 41	M. Parker, 40-7 1/2	R. H. Awley, 41-11 1/2	M. Andres, 43-10	DeGrant, 43-4 1/4
Javelin Throw		B. Adams, 148-0	R. Glover, 205-8 1/4	R. Leach, 207-1	Perry, 199-7
6 Mile Run				H. Adams, 38.8	Hall, 31:48.0
330 IH					

104

	<b>Florida Gold Coast</b>	<b>Gulf Association</b>	<b>Hawaiian</b>	<b>Indiana</b>	<b>Inland Empire</b>
100 Yds.	E. Wright, 9.8	J. Hines, 9.3	J. Andrade, 9.9	J. Brown, 10.1	F. Walters, 9.9
220 Yds.	E. Wright, 22.3	J. Hines, 20.8	J. Andrade, 22.3	E. Alexiadou, 22.6	F. Walters, 21.8
440 Yds.	L. Miller, 49.0	T. Boggess, 46.5	J. Herbaugh, 50.3	J. Bradley, 51.4	G. Danielson, 51.0
880 Yds.	H. Sutton, 2:04			K. Sparks	B. Peters, 1:57.8
Mile	C. Hasford, 4:34	G. Harrison, 4:16.3	B. Cooper, 4:19.7	F. Lands, 4:12.8	B. Peters, 4:19.6
3 Mile	*C. Hasford, 10:29.3	H. Ryun, 14:51.9	T. Newport, 15:00.7	S. Lewark, 15:13.9	R. Riley, 14:50.1
2 Mile Walk				H. Higdon, 17:12.6	G. Danielson, 14.9
120 Yd. H.H.	M. Vickers, 56.1	A. Bristol, 13.8	P. Mottl, 15.0	C. LeMon, 14.9	B. Devine, 14-0
440 Yd. H.	M. Vickers, 15.8	K. St. Julian, 53.7	P. Mottl, 58.4	C. LeMon, 55.3	B. Keppel, 6-10 3/4
Pole Vault	D. Klehm, 15-0	W. Davis, 13.8	L. Wurth, 13-6 3/4	M. Hanna, 15	E. Gehring, 50-11 1/2
High Jump		R. Orrell, 62-6 3/4	T. McAndrews, 46	G. Hauptert, 6-4	
16# Shot Put	S. Cooper, 48-4 1/2			T. Eberle, 52-11	
16# Ham. Throw				G. England, 143	
Long Jump	L. Miller, 21-10 3/4	R. Boston, 25-11 1/2	E. Bassard, 22-5	J. Brown, 21-6	D. Warrick, 22-6
Discus Throw	S. Cooper, 134-0	C. Irvin, 168-10	J. Gibson, 144-1	J. Koontz, 141-3	E. Gehring, 150-3
Triple Jump	F. Goodman, (Hanna) 41-9 3/4	H. Serate,	G. Collins, 44-10	J. Pickett, 44-5	P. Zeeben, 46-11 3/4
Javelin Throw	D. Klehm, 154-0	L. Putnam, 187-11 1/4	F. Souza, 179-3	J. Piatek, 197-6	D. Warrick, 220-2
6 Mile Run			T. Newport, 32-12.6	C. Harris, 33:55.4	



# AAU DISTRICT ASSOCIATION MEN'S TRACK & FIELD CHAMPIONSHIPS (Continued)

105

	<b>Intermountain</b>	<b>Iowa</b>	<b>Kentucky</b>	<b>Lake Erie</b>	<b>Maine</b>
100 Yds.	J. Helton, 9.7	H. Allan, 10.5	J. Green, 9.5	D. Price, 10.0	D. Morrell,
220 Yds.	D. Stoner, 22.0	T. Sigler, 23.3	J. Green, 20.6	D. Price, 22.3	D. Morrell, 22.5
440 Yds.	T. Dunne, 47.5	H. Alley, 50.6	J. Green, 48.0	D. Boyd, 49.9	D. Cyr, 53.2
880 Yds.	S. Bringham, 1:59.1	J. Criswell, 2:01.1		D. Mann, 1:54.6	K. Cuneo, 1:58.8
Mile	M. Bingham, 4:23.9	D. Delmont, 4:38.7	W. Wine, 4:10.6	D. Roski, 4:29.5	W. Larivee, 4:34.1
3 Mile	A. Seeley, 15:28.8	J. McFaddon, 15:44.1	C. Wine, 9:27.6	L. Hegedus, 14:47.7	M. Laroche, 16:16.8
2 Mile					
3000 M. Steeplechase		J. McFaddon, 10:07			L. Pierce, 19:21.3
2 Mile Walk		B. Hammer, 16:46.9			J. Graves, 15.8
120 Yd. H.H.	B. Butcher, 14.8	R. Wannamaker, 15:8	C. Guess, 14.5	W. Burt, 15.0	C. Mossbiere, 12-0
440 Yd. H.	J. Bonanno, 54.1	D. Eidahl, 60.6	S. Pearson, 55.0	J. Linta, 14-6	R. Burke, 59-5
Pole Vault	M. Connelly, 15-6	R. Wannamaker, 12-0	L. Payne, 13-6		R. Coleman, 6-2 3/4
High Jump	M. Hanks, 6-8		L. Hance, 6-6	B. Lints, 6-4 1/4	M. Salvetti, 42-1/2
16# Shot Put	M. Lane, 52-6.5	M. McGinnis, 45-1	S. McDonald, 51-9 1/4	J. Tupta, 47-5 1/4	A. Schulten, 186-6
16# Ham. Throw		D. McGinnis, 162-0			F. Sabasteanski, 21-6
Long Jump	J. Hilton, 23-9 1/2	D. Thomason, 21-11	H. Jackson, 23-10 1/2	R. Bolden, 23-10 1/2	A. Schulten, 143
Discus Throw	R. Longhurst, 159-41/2	M. McGinnis, 134-11	S. McDonald, 171-3	D. Boehler, 150-2	S. Ross, 44-6
Triple Jump	J. Hilton, 44-5 1/2	Thomason, 43-10 1/2	H. Jackson, 50-0 1/2		Thompson, 179-11 1/2
Javelin Throw	McBride, 207-2 1/2	D. Hanna, 155-3	P. Etchberry, 186-3	T. Halmi, 204-6	R. Grant, 35:29.4
6 Mile Run		J. McFadden, 36.00			

	<b>Michigan</b>	<b>Middle Atlantic</b>	<b>Midwestern</b>	<b>Mo. Valley</b>	<b>New England</b>
100 Yds.	P. Williams, 9:9	B. Gaines, 0:09.3	G. Gass, 10.3	C. Williams, :9.8	J. Collins, 9.8
220 Yds.	D. Merkwitz, 22.8	T. Rudolph, 0:20.6	B. Pierce, 49.8	C. Williams, :21.4	J. Collins, 21.8
440 Yds.	P. Williams, 49.1	J. Brunett, 0:46.8		T. Holbrook, :48.9	M. Roberts, 50.6
880 Yds.	J. Mock, 1:56.0	B. Holmes, 1:53.9	T. Housel, 4:22.7	G. Endicott, 1:52.1	P. Scott, 1:53.6
Mile	P. Olmstead, 4:22.3			B. Wells, 4:08.7	A. Dulong, 4:11
3 Mile	D. Reamer, 15:11.5	H. Lorenz, 16:17		J. Mason, 14:05.3	R-Buschmann, 14:14
3000 M. Steeplechase		P. Peterson, 9:51.7			*C. Lang,
2 Mile Walk		T. Salletto, 15:50.0			**S. Rebbam, 7:22.1
120 Yd. H.H.	J. Cerulla, 14-8	J. Heagle, 0:14.9	D. Gosch, 15.6	J. Palmer, 16:32.5	J. Howard, 15.1
Pole Vault	R. Forton, 11-6	R. Holcombe, 14'	D. Dukeshere, 15' 0"	V. Schierling, :14.5	G. Olson, 13-6
440 Yd. H.	S. Rose, 1:08.0	J. Burnett, 0:46.8	J. Eckhout, 56.3	C. Beck, 14-7 1/4	
High Jump	B. Wehrwein, 5'9 1/4	M. O'Meara, 6.6		V. Schierling, 52.9	
16# Shot Put		Washington, 49-6 1/4	J. Bruce, 51-8 1/4	K. Gaines, 6-4	J. Thomas, 6-10
16# Ham. Throw				T. Halliday, 54-5 1/4	C. Wallen, 59-11
Long Jump	D. Holland, 22-9 1/4	G. Krow, 23-9 1/4	R. Laux, 23-3 1/4	K. Gaines, 24-2 1/2	A. Hall, 195-6
Discus Throw	D. Komendara, 154-0	Washington, 160-10.5	R. Hadwiger, 142-10	D. Hale, 162-2	W. Haywood, 22-6
Triple Jump		K. Krow, 50-1 1/2	J. Needham, 43-4 1/4	Boehringer, 48-8 5/8	J. Kavanagh, 164-0
Javelin Throw	T. Grendon, 155-5	B. Skinner, 236.6	A. Wellman, 189-6	K. Hurn, 223-2 1/2	W. Heywood, 47-11
6 Mile Run	J. Vore, 31:21.1	F. Glanz, 32.22.5			Nawrocki, 211-11
					R. Buschmann, 29:26.0

# AAU DISTRICT ASSOCIATION MEN'S TRACK & FIELD CHAMPIONSHIPS (Continued)

	New Jersey	New Mexico	Niagara	North Carolina	Oklahoma
100 Yds.	J. Moon, 9.7	J. Turner, 9.6	R. Reiber, 10.2	E. Roberts	T. Griffith, :09.5
220 Yds.	J. Moon, 21.9	J. Turner, 21.7	R. Reiber, 22.5	E. Roberts, 20.5	T. Griffith, :21.5
440 Yds.	E. Madden, 49.8	G. Hester, 48.0	J. Izzo, 49.7	N. Keyes, 49.2	T. McVay, 47.9
880 Yds.		J. Vaatainen, 1:52.1	R. Schornstein, 2:00.7		W. Rios, 4:16.2
Mile	G. Rosenberg, 4:20.6	W. Loudat, 4:12.2	W. Ripple, 4:21.4	K. Voss, 4-18.9	P. McMahon, 14:23.3
3 Mile	E. O'Reilly, 14:04.2	R. Vafeades, 15:08.0	D. Brown, 14:55.9	P. Rogers, 14.37.2	
3000 M Steeplechase		A. DeWindt, 10:26.4			
2 Mile Walk	G. Diebold, 16:43.8	*J. Castenda, 8:40.5	*G. Purdue, 8:11.8	L. Coleman, 13.6	J. Glasgow, :14.2
120 Yd. H.H.	M. Allen, 14.9	H. Roueche, 14.2		L. Coleman, 51.7	J. Bennett, :54.8
440 Yd. H.	J. Hanley, 57.8	G. Conley, 52.8		D. Tyson, 15-1	J. Bennett, 14-6
Pole Vault	C. Thatcher, 12	J. Powdrell, 15-6 1/4	E. Hoyle, 13-6	E. Bethea, 55-9 1/2	B. Wilhelm, 57-5 3/4
16# Shot Put	G. Roll, 52-8 3/4	D. Rich, 52-8 1/4	D. Stimson, 46-8 1/2	B. Banks, 23-8 1/4	J. Bennett, 22-5 1/2
Long Jump	S. Johnson, 22-9 1/4	I. Robinson, 23-10 1/2	R. Wujek, 23-2 1/2	E. Bethea, 155-1 1/4	M. Lester, 171-3
Discus Throw	T. Lester, 155-9 1/2	M. Jeffrey, 169-11 1/2	R. Stoltman, 155-5	R. Howard, 48-2 1/2	J. Bennett, 45-3 3/4
Triple Jump	E. Hawkins, 45-1 3/4	C. Robinson, 51-4	E. Haug, 44-3	R. Collins, 243	J. Murdock, 196-0
Javelin Throw	J. Bacon, 217-1/2	F. Burgasser, 241-0	M. Bent, 155		P. McMahon, 29:58.3
6 Mile Run	F. Furman, 32:18.0	S. Hill, 31:55.6			

\*1-mile walk

	Oregon	Ozark	Pacific	Pacific Northwest	South Atlantic
100 Yds.	E. Smith, 9.7	B. Frankie, 10.0	M. Campbell, 9.4	R. Montgomery, 9.8	E. Roberts, 9.7
220 Yds.	G. Marks, 21.8	J. Bankhead, 22.2	T. Smith, 20.1	R. Montgomery, 22.0	E. Roberts, 21.8
440 Yds.	L. Eves, 49.3	J. Bankhead, 49.7	L. Evans, 45.7	W. Brown, 49.8	E. Skinner, 48.7
880 Yds.	G. Cound, 1:50.2	V. Riehl, 2:02.1	J. Lilly, 1:50.2	V. Bennett, 1:54.3	C. King, 1:51.7
Mile	J. Grelle, 4:10.3	L. Schloss, 4:32.2	E. Dean, 4:03.5	R. Riley, 4:06.1	G. Falla, 4:20.2
3 Mile	J. Grelle, 14:01.7	J. Stoverink, 15:36.1	*R. Delgado, 14:31.5	R. Rieley, 13:35.7 (PNA Record)	F. Pflaging, 14:49.7
3000 M Steeplechase	M. Lehner, 9:16.0		R. Doyle, 9:44.6		B. Kitchen, 14:34.9
2 Mile Walk	S. Tyrer, 15:55.6		R. Duran, 15:43.1		L. Clark, 14.3
120 Yd. H.H.	S. Chambers, 14.7	J. Antoine, 15.5	L. Livers, 13.8	A. Karlberg, 14.8	L. Clark, 57.0
440 Yd. H.	J. McAbee, 54.0		T. Wyatt, 51.4	J. McKibben, 56.6	H. Davenport, 14
Pole Vault	B. Glaeser, 15-0	T. Reid, 12-6	P. White, 16-0	J. Cremer, 14-6	M. Root, 6-10
High Jump	T. Wright, 6-4	C. Williams, 6-8 1/4	C. Johnson, 7-3/4	J. Van Reenen, 56-2	
16# Shot Put	D. Tollefson, 57-2	F. Blackiston, 48-3 3/4	D. Maggard, 62-9 1/4	R. Fleck, 119-6	S. Maxwell, 21-2 1/2
16# Ham. Throw	S. DeAutremont, 181-8		C. Ballard, 177-10	R. Deneen, 23-11	R. Drescher, 158-1/2
Long Jump	M. Jackson, 22-6	J. Antoine, 22-9 1/2	D. Horn, 25-11	Van Reenan, 167-11	R. Cockey, 40-3
Discus Throw	D. Tollefson, 171-9	P. Ebaugh, 150-8	D. Weil, 206-2	Montgomery, 45-10.5	K. Christian, 221-7
Triple Jump	M. Jackson, 46-6 3/4	J. Antoine, 46-0	D. Horn, 51-8 1/4	R. Warwick, 166-8	C. Koester, 30:18.6
Javelin Throw	J. Burns, 236-6		P. Conley, 238-8	J. Sherrill, 31:55.4	
6 Mile Run			**R. Yslas, 30:56.9		

\*\*Guest Competitor

# AAU DISTRICT ASSOCIATION MEN'S TRACK & FIELD CHAMPIONSHIPS (Continued)

	South Carolina	South Dakota	Southern	Southern Pacific
100 Yds.	H. Klone, 9.7	M. Klock, :10.3	D. LeBlanc, 9.5	R. Smith, 9.5
220 Yds.	W. Bailey, 21.8	L. Southern, :22.2		R. Smith, 20.9
440 Yds.	H. Clarkson, 50.1	L. Southern, :48.9	O. Stewart, 51.3	M. Newton, 46.9
880 Yds.	R. Moses, 2:04.1	R. Schmeichel, 1:54.7	J. MacDonald, 1:54.7	D. Buck, 1:49.6
Mile	P. Rogers, 4:32.7	Q. Alwin, 4:22.5	L. Maraist, 4:17.6	A. Kruger, 4:06.3
3 Mile		D. Lihs, 15:06.5	McDonald, 14:35.0	R. Woelk, 13:57.6
3000 M Steeplechase				P. Lorenc, 9:07.4
2 Mile Walk				D. Totheroh, 15:55.4
120 Yd. H.H.	T. Hellams, 14.8	M. Arnold, 15.5	R. Polk, 14.3	R. Copeland, 13.8
440 Yd. H.			W. Williams, 53.4	I. LaCore, 53.0
Pole Vault	D. Tyson	J. Moon, 13-3 1/2	C. Mayer, 14-0	D. Railsback, 16-8
High Jump	F. Thomas, 6-3 1/4	G. Coates, 47-7 1/4	T. Stinson, 6-5	
16# Shot Put	P. Perry, 43-5 3/4		J. Murry, 53-2	G. Woods, 61-10 1/2
16# Ham. Throw				E. Burke, 221
Long Jump	A. Nelson, 22-5 5/8	B. Erickson, 23-1/2	Jay, 23-8	H. Meadows, 23-7 1/4
Discus Throw	P. Perry, 137-11 1/2	G. Coates, 153-0	T. Hall, 170-9 1/2	L. Danek, 205-6
Triple Jump	K. Piersol, 47-11 1/2	J. Needham, 46-8 3/4	Lewis, 44-11 1/2	D. Jackson, 48-5 1/4
Javelin Throw	D. Chandler, 133	A. Meyer, 199-7	Lenfant, 229-6	F. Covelli, 244-4
6 Mile Run			D. Fuselier, 30.32	W. Gurule, 29.24

## INDOOR

Event	Performance	Athlete	Where Made	Date
50 metres.	6.4s*	Wilma Rudolph, Tenn. State Univ.	New York, New York	2/17/61
60 yds.	6.5s*	Wyomia Tyus, Tenn. State Univ.	Albuquerque, NM	3/ 5/66
70 yds.	7.5s*	Wyomia Tyus, Tenn. State Univ.	Louisville, Kentucky	2/15/64
200 mtrs.	25.8s*	Mae Faggs	New York, New York	3/26/49
600 yds.	1m 25.2s	Janell Smith, US Nat. Team	London, England	4/ 2/65
50 mtr. hurdle	7.4s*	Theresa Manuel	Chicago, Illinois	4/24/48
60 yds. hurdle	7.5s	Tammy Davis, US Nat. Team	Berlin, Germany	4/ 7/65
280 yds. shuttle hurdles relay	(4x70) 40.6s*	Equitable Life Assurance Society, Jersey City, N. J.,		2/22/54 (J. Wolski,
		A. Wershoven, C. Painter, J. Leiser)		
440 yds. medleyrelay (dirt)	(50x60x110x220) 51.8s*	Tennessee State University, Chicago, Illinois,		4/16/60, (J. A. Terry,
		L. Williams, B. Jones, A. Smith)		

## FERRELL, MANNING, MONTGOMERY AND WINSLOW TOP U.S.A. WOMEN DURING 1967 TRACK & FIELD SEASON

The year before Olympic Games competition is always the "crucial" season in the development of talent for the upcoming world competition.

Fortunate were the young ladies in competition for places on the United States 1968 Olympic Team that they had an opportunity for two international team competitions (vs. the British Commonwealth in Los Angeles, and joining other stars from the Americas to face the best of Europe in Montreal), along with the Vth Pan-American Games following the National Championships.

To select the most outstanding performer during the 1967 the top nominees, alphabetically, would be:

**Barbara Ferrell**, Los Angeles Mercuresses, who won the National 100 meters and finished second in the 200 meters, captured the 100 meters in the Pan-American Games and finished second by an eye lash to Olympic champion Wyomia Tyus, and wound up third in the 100 meters in both international team competitions. In winning the National AAU 100 meter diadem Barbara equaled the world record of 11.1 seconds.

**Madeline Manning**, Tennessee A&I and Cleveland Dept. of Recreation, unquestionably the finest 800-meter, 880-yard runner in our history. Miss Manning won the National AAU title at 800 meters (2:03.6); captured the Pan-American trials; won the Pan-American 800 meters; triumphed in the 800 meters in the British Commonwealth meet, setting an American mark of 2:01.6, and finished first in the meet against the champions of Europe by besting Yugoslavia's Vera Nikolic (winner of the 800 meters in the III International Sports Competition in Mexico City).

**Eleanor Montgomery**, Tennessee A&I and Cleveland Dept. of Recreation, retained her high jump diadem in the Pan-American Games with a new American record of 5-10, after winning her third straight national AAU outdoor and indoor title, and wound up with a victory against the champions of Europe at Montreal.

**Mrs. Billie Pat Daniels Winslow**, San Mateo T&F Association, won her sixth straight National AAU pentathlon championship—a record never before approached. In the Vth Pan-American Games, Pat scored 4,860 points in spread-eagling the classy field. Then in the III International Sports Competition at Mexico City she scored her own personal best of 4,880 points while finishing second to the Hungarian champion. At Mexico City she was leading going into the fifth and final event, the 200 meters.

The biggest improvement during the year was the development of the 400-440 and 800-880 runners. In addition to Miss Manning, Charlette Cooke a transplanted Californian now training under Brooks Johnson in Washington, won the National AAU 400-meter championship in 52.5 and then eclipsed this performance in capturing her specialty in Mexico City against an international field. Charlette also finished runner-up in the 800 meters at Mexico City to Miss Nikolic.

Other international-class runners in these two events include Kathy Hammond, affiliated with the Will's Spiketettes of Sacramento; Mrs. Boris Brown of Seattle who spent the summer chasing Miss Manning all over North America and another Brooks Johnson protege, Jane Burnett.

Olympic 100-meter champion Wyomia Tyus, Tennessee A&L, looms large in the picture for 1968. After a slow start because of injuries, Wyomia won the 200 meters in the Pan-American Games and a week later was victor in the 100 meters against the champions of Europe at Montreal.

The best competition of all in women's track and field came in the 80-meter hurdles where those two veterans, Mamie Rallins and Mrs. Cherrie Sherrard, during the course of five important competitions finished 3-2 in favor of Mrs. Sherrard who is also a talented performer and runner-up to Mrs. Winslow in the National AAU pentathlon.

Miss Rallins, Mayor Daley Youth Foundation of Chicago, ran 10.9 in winning the National AAU test and then placed third to Mrs. Sherrard's second place finish in the meet against the British Commonwealth before nosing out Mrs. Sherrard in the Pan-American trials in Minneapolis.

However, at the Vth Pan-American Games, Mrs. Sherrard was declared the winner although both girls were given identical 10.8 clockings. Finally, Mrs. Sherrard won against the European champions at Montreal. In the III International Sports Competition in the absence of Mrs. Sherrard, Miss Rallins finished third.

Aside from Miss Montgomery, the outstanding field events' performer was Barbara Friedrich, Shore A.C. of New Jersey, who supplanted RaNae Bair as the nation's best in the javelin although Miss Bair won her third consecutive national title. Miss Friedrich set a new American mark of 198-8 at Long Branch, N.J. on June 7. She also prevailed over Miss Bair in the Vth Pan-American Games and later on in the meet against the champions of Europe although RaNae captured the javelin throw in the meet with the British Commonwealth in Los Angeles.

Performances in the National championships long jump (Mrs. Winslow won the National title 20-8 1/4), the shot put (Maren Seidler 46-10), and discus (Carol Moseke 152-5) were disappointing. At the present time the U.S.A. does not have a single world class performer in these three events.

In the number of outdoor and indoor American records set, 1968 was a vintage year. In outdoor competition new marks were established in six individual events (400 and 800 meters, 80-meter hurdles, high jump, javelin and pentathlon) and both the world and national records were equaled in the 100 meters (Barbara Ferrell 11.1), along with Tennessee A&I new records in the 880 yards and the 800-meter medley relay.

Indoors, new records were established in the 880 yards (Miss Manning 2:08.4 in the National championships at Oakland), 1500 meters, one-mile and the high jump (Eleanor Montgomery 5-9) as well as the 880-yard medley relay by Tennessee A&I in the National championships. Miss Pat Van Wolvelaere tied the existing standard for the 50-yard hurdles indoor.

Doris Brown was credited with national records indoors in both the 1500 meters (4:21.2) and the one-mile run (4:40.4) and was a short-time holder at 880 yards (2:10.1 and again 2:08.5) before Madeline Manning's winning time in the National Championships.

C.R.P. Jr.


## 1967 WOMEN'S INDOOR TRACK & FIELD CHAMPIONS at Oakland, California



PAT VAN WOLVELAERE  
60 Y.H



ELEANOR MONTGOMERY  
High Jump



LYNN GRAHAM  
Shot Put



BARBARA FRIEDRICH  
Basketball Throw



WYOMIA TYUS  
60 Yds.



JUNER BELLEW  
Makes Indoor Team Championship  
Presentation to Tenn. State



MADLINE MANNING  
880 Yds.

**NATIONAL WOMEN'S INDOOR CHAMPIONSHIPS**  
**at Oakland, California**  
**March 3-4, 1967**

- 60 Yard Dash**—1. 6.7, Wyomia Tyus, Tenn. State; 2. 6.7, Barbara Ferrell, L.A. Mercurettes; 3. 6.8, Dee DeBusk, Santa Ynez Track Club; 4. 6.9, Janet Macfarlane, Paradise Shamrocks; 5. 7.0, Vilma Charlton, Pepperdine College; 6. 7.1, Parnetta Glen, Compton Track Club.
- 60 Yard Hurdles**—1. 7.7, Pat Van Wolvelaere, Angels Track Club; 2. 7.8, Cherrie Sherrard, Laurel Track Club; 3. 7.9, Denise Paschal, Laurel Track Club; 4. 7.9, Mamie Rallins, Mayor Daley Youth Foundation; 5. 7.9, Pat Winslow, Millbrae Lions; 6. 8.2, Gail Boyd, Unattached.
- 220 Yard Dash**—1. 25.0, Una Morris, Tenn. State; 2. 25.3, Karen Dennis, Detroit Track Club; 3. 25.7, Barbara Ferrell, L.A. Mercurettes; 4. 25.7, Jane Burnett, Sports International.
- 440 Yard Run**—1. 55.2, Kathy Hammond, Will's Spikettes; 2. 55.6, Jarvis Scott, L.A. Mercurettes; 3. 57.5, Jane Burnett, Sports International; 4. 58.0, Janene Jaton, Angels Track Club; 5. 59.2, Irene Piotrouski, Canada.
- 880 Yard Run**—1. 2:08.4, Madeline Manning, Tenn. State; 2. 2:09.2, Doris Brown, Falcon Track Club; 3. 2:10.2, Francis Kraker, Michigames; 4. 2:15.6, Pam Piercy, Great Britain; 5. 2:22.7, Lori Schutt, MDYF; 6. 2:27.9, David Nelson, Millbrae Lions.
- One Mile Run**—1. 4:43.3, Doris Brown, Falcon Track Club; 2. 5:01.5, Natalie Rocha, Will's Spikettes; 3. 5:01.5, Francis Kraker, Michigames; 4. 5:10.2, Vicki Foltz, Unatt.; 5. 5:10.9, Lilli Foster, Millbrae Lions; 6. 5:16.7, Pat Cole, Crown Cities.
- 4x160 Yard Relay**—1. 1:12.4, Detroit Track Club; 2. 1:13.4, Laurel Track Club; 3. 1:15.0, MDYF; 4. 1:41.1, L.A. Mercurettes.
- Sprint Medley Relay**—1. 1:46.6, Tennessee State; 2. 1:48.0, Will's Spikettes; 3. 1:50.9, Angels Track Club; 4. 1:51.6, Ohio Track Club.
- High Jump**—1. 5-9, Eleanor Montgomery, Tenn. State; 2. 5-7, Estelle Baskerville, Tenn. State; 3. 5-6, Fran Parham, L.A. Mercurettes; 4. 5-4, Francis Bush, Unatt.; 5. 5-3, Julie Farr, Ohio Track Club; 6. 5-0, Connie Petterson, Central Illinois.
- Long Jump**—1. 20-6 1/2, Martha Watson, Tenn. State; 2. 20-5 3/4, Pat Winslow, Millbrae Lions; 3. 19-10 1/4, Denise Paschal, Laurel Track Club; 4. 19-4 3/4, Janet Macfarlane, Paradise Shamrocks; 5. 18-5, Barbara Emerson, Crown Cities; 6. 18-4 1/4, Jane Phineas, Long Beach.
- Shot Put**—1. 46-4 3/4, Lynn Graham, LA Mercurettes; 2. 43-9, Carol Moseke, Nebraska Track Club; 3. 43-4 1/4, Maren Seidler, Shore AC; 4. 42-2 1/4, Cynthia Wyatt, Ohio Track Club; 5. 41-11, Janis Nay, Millbrae Lions; 6. 41-1, Joan Whitehead, Indian Track Club.
- Basketball Throw**—1. 131-7 1/2, Barbara Friedrick, Shore AC; 2. 111-10 1/2, Carol Moseke, Nebraska Track Club; 3. 111-3, Nancy Putman, Kalispell Track Club; 4. 108-8 1/2, Linda Crowder, Unattached; 5. 106-11, Babs Brandin, Crown Cities Track Club; 6. N/D, Diane Dunn, So. Calif. Missiles.
- Team Scoring**—Tennessee State 33, Los Angeles Mercurettes 14, Will's Spikettes 11, Laurel Track Club 10, Angels Track Club 8, Detroit Track Club, Falcon Track Club, Sports International Athletic Club 7, Nebraska Track Club 6, Southeastern Michigames 4, Sports International Track Club, Mayor Daley Youth Foundation, Millbrae Lions 3, Ohio Track Club, Santa Ynez Track Club, Paradise Shamrocks, Kalispell Track Club, Isleton Athletic Club 2, Great Britain 1.

**NATIONAL A.A.U. WOMEN'S JR. INDOOR**  
**TRACK & FIELD CHAMPIONSHIPS**  
**Whitworth College, Spokane, Washington**  
**March 18, 1967**

- One Mile Run**—1. 5:29.9, Linda Iddings, Angels Track Club; 2. 5:32, Joan Schwald, Seattle Olympic Club; 3. 6:34.7, Pam Ball, Soap Lake Area Track Club; 4. 6:37, Ronna Radabah, Kalispell Timberettes; 5. No Time, Chris Imhoff, Holy Names Academy; 5. No Time, Tracy Eddy, Holy Names Academy.
- 50 Yard Dash**—1. 6.0, Janet Macfarlane, Paradise Shamrocks; 2. 6.1, Irene Obera, Laurel Track Club San Francisco/Oakland; 3. 6.3, Laura Stacey, Seattle Olympic Club; 4. 6.4, Leila Studley, Paradise Shamrocks; 5. 6.4, Bonnie Albrecht, Laurel Track Club San Francisco/Oakland; 6. 6.5, Connie Servo, Angeles Track Club.
- 50 Yard Hurdles**—1. 6.9, Deanne Kurth, Laurels Track Club San Francisco/Oakland; 2. 7.0, Janene Jaton, Angeles Track Club; 3. 7.3, Patricia McBurney, Seattle Olympic Club; 4. 7.4, Susan Anthony, Angeles Track Club; 5. 7.8, Betsy George, Trail Track & Field Club; 6. 7.9, Mary Coffin, Trail Track & Field Club.
- 100 Yard Dash**—1. 11.9, Leslie Clark, Laurel Track Club San Francisco/Oakland; 2. 11.9, Irene Obera, Laurel Track Club San Francisco/Oakland; 3. 12.0, Janet Macfarlane, Paradise Shamrocks; 4. 13.2, Lindy Oliver, Unattached, Seattle; 5. 12.3, Barbara Johnson, Angeles Track Club; 6. 12.5, Connie Servo, Angeles Track Club, Leila Studley, Paradise Shamrocks, Tie.
- 220 Yard Dash**—1. 26.7, Leslie Clark, Laurel Track Club San Francisco/Oakland; 2. 27.7, Laura Stacey, Seattle Olympic Club; 3. 28.1, Cindy Burns, Unattached, Seattle; 4. 28.7, Terry Finch, Spokane Pacemakers; 5. 28.9, Judy Oliver, Soap Lake Area Track Club; 6. 29.1, Joyce Johnson, Angeles Track Club.
- 440 Yard Run**—1. 60.2, Janene Jaton, Angeles Track Club; 2. 60.2, Lindy Oliver, Unattached, Seattle; 3. 65.0, Terry Finch, Eastern Washington State College; 4. 67.5, Evelyn Besk, Seattle Olympic Club; 5. 72.0, Becky Nelson, Spokane Pacemakers; 6. 77.0, Kathy Pheasant, Soap Lake Area Track Club.
- 880 Yard Run**—1. 2:24.2, Barbara Johnson, Angeles Track Club; 2. 2:24.9, Penny Jo Anderson, Portland Track Club; 3. 2:26.6, Penny Shanks, Surrey Athletic Club; 4. 2:33.5, Janet Schwald, Unattached, Seattle; 5. 2:46.2, Ginger Landon, Kalispell Timberettes; 6. 2:46.5, Betty Ann Leyland, Trail Track & Field Club.
- 440 Yard Relay**—1. 52.4, Laurel Track Club San Francisco/Oakland; 2. 55.4, Angeles Track Club "A"; 3. 56.4, Trail Track & Field Club; 4. 58.4, Angeles Track Club "B"; 5. 56.2, Kalispell Timberettes; 6. 58.0, Soap Lake Area Track Club.
- 880 Medley Relay**—1. 1:58.3, Angeles Track Club; 2. 2:03, Seattle Olympic Club; 3. 2:06.4, Trail Track & Field Club; 4. 2:06.8, Kalispell Timberettes; 5. 2:10.5, Spokane Pacemakers; 6. 2:21.4, Moscow Junior High School.
- Running Broad Jump**—1. 18'6 1/2", Janet Macfarlane, Paradise Shamrocks; 2. 17'5 1/4", Judy Durham, Tacoma Track & Field Club; 3. 16'5 1/2", Karen Clark, Spokane Pacemakers; 4. 16'3 1/8", Betsy George, Trail Track & Field Club; 5. 16'1 3/8", Susan Anthony, Angeles Track Club; 6. 16'1 1/4", Leslie Simons, Unattached, Seattle.
- High Jump**—1. 5' 2 1/4", Judy Durham, Tacoma Track & Field Club; 2. 4' 10", Linda Iddings, Angeles Track Club; 3. 4'10", Bonnie Albrecht, Laurel Track Club San Francisco/Oakland; 4. 4'8", Sally Corbett, Trail Track & Field Club; 5. 4'6", Edith Davis, Riverside Schools; 6. 4'6", Sandra McCullough, Angeles Track Club, 4'6", Patricia McBurney, Seattle Olympic Club, Tie.
- Shot Put**—1. 41'1 1/2", Pauline Conwell, Angeles Track Club; 2. 35'1 1/2", Alicia Hammer, Angeles Track Club; 3. 32'11 1/8", Robyn Besk, Seattle Olympic Club; 4. 32'8 5/8", Susan Newberry, Kalispell Timberettes; 5. 32'2", Mikie Withers, Unattached, Othello; 6. 30'1 1/2", Shelley Wichert, Trail Track & Field Club.
- Basketball Throw**—1. 99'5", Robyn Besk, Seattle Olympic Club; 2. 94'2", Theresa Savage, Soap Lake Area Track Club; 3. 83'6", Mikie Withers, Unattached, Othello; 4. 83'1 1/2", Cindy Burns, Unattached, Seattle; 5. 83'1", Pauline Conwell, Angeles Track Club; 6. 80'10", Dena Ramm, Soap Lake Area Track Club.
- Team Scoring**—Angeles Track Club 98, Laurel Track Club 64, Seattle Olympic Club 56, Paradise Shamrocks 30 1/2, Trail Track Club 25, Soap Lake Track Club 19, Tacoma Track Club 18, Kalispell Timberettes 16, Eastern Washington State College 14, Spokane Pacemakers 10, Portland Track Club 8, Surrey Athletic Club 6, Holy Names Academy 3, Riverside Track Club 2, Moscow Junior High 1, Bridgeport Track Club 1/3.



**1967 WOMEN'S OUTDOOR CHAMPIONS**  
at Santa Barbara, California



**BARBARA FERRELL**  
100 M.



**CAROL MOSEKE**  
Discus



**CHARLETTE COOK**  
400 M



**MADELINE MANNING**  
800 M



**RaNAE BAIR**  
Javelin



**PAT VAN WOLVELAERE**  
200 M.H.



**PAT WINSLOW**  
Pentathlon



**MAMIE RALLINS**  
80 M. H



**ELEANOR MONTGOMERY**  
High Jump



**MAREN SEIDLER**  
Shot

**WOMEN'S OUTDOOR NATIONAL CHAMPIONSHIPS**

July 4-5, 1967

At Santa Barbara, California

**100 M Dash**—1. 11.1, Barbara Ferrell, L.A. Mercurettes; 2. 11.4, Diana Wilson, Tennessee State; 3. 11.6, Wyomia Tyus, Tennessee State; 4. 11.6, Matline Render, Tennessee State; 5. 11.6, Dee DeBusk, Costa Mesa; 6. 11.8, Vilma Charlton, Pepperdine.

**200 M Dash**—1. 23.6, Diana Wilson, Tennessee State; 2. 23.7, Barbara Ferrell, L.A. Mercurettes; 3. 24.0, Wyomia Tyus, Tennessee State; 4. 24.1, Vilma Charlton, Pepperdine; 5. 24.2, Margaret Johnson, Oregon AAU; 6. N/T Jane Burnett, Sports International.

**400 M Dash**—1. 52.5, Charlette Cooke, D.C. AAU; 2. 52.6, Kathy Hammond, Will's Spikettes; 3. 53.5, Lois Drinkwater, Valley of Sun; 4. 54.5, Janet Johnson, Falcon Track Club; 5. 54.5, Jane Burnett, Sports International; 6. 54.5, Delores Stoneback, Seattle.

**800 M Hurdles**—1. 10.9, Mamie Rallins, MDYF; 2. 11.2, Cherrie Sherrard, Laurel TC; 3. 11.2, Chi Cheng, Azusa; 4. 11.2, Pat Van Wolvelaere, Angels; 5. 11.3, Carmen Smith, L.A. Mercurettes; 6. 11.5, Leslie Clark, Laurel.

**800 M Run**—1. 2:03.6, Madeline Manning; 2. 2:03.9, Doris Brown, Falcon; 3. 2:08.3, Charlette Cooke, D.C. AAU; 4. 2:10.3, Jarvis Scott, L.A. Mercurettes; 5:2:10.3, Nancy Schafer, Canton; 6. N/T, Paula Schmidt, Milbrae Lions.

**200 M Hurdles**—1. 27.8, Pat Van Wolvelaere, Angles; 2. 28.0, Mamie Rallins, MDYF; 3. 28.2, Chris McFarland, Will's Spikettes; 4. 28.7, Kitty Carson, Westport; 5. 29.0, Sandy Dealy, L.A. Mercurettes; 6. 29.5, Linda Iddings, Angles.

**400 M Relay**—1. Texas Southern, 46.3; 2. 47.3, MDYF; 3. 47.6, Laurel; 4. 48.3, L.A. Mercurettes; 5. 48.4, Stoclton; 6. 48.5, Tennessee State.

**800 M Medley Relay**—1. 1:41.7, Tennessee State; 2. 1:44.6, Atoms; 3. 1:45.0, SDMB; 4. 1:45.2, Orinda; 5. 1:47.0, Ohio; 6. 1:47.0, Atoms.

**High Jump**—1. 5-6-1/4, Eleanor Montgomery, Tennessee State; 2. 5-5-1/4, Fran Praham; 3. 5-5-1/4, Estelle Baskerville; 4. 5-5-1/4, Pat Winslow, Millbrae; 5. 5-5-1/4, Audrey Anderson, Oklahoma AAU; 6. 5-4-1/2, Brenda Crawford, Crown Cities.

**Long Jump**—1. 20-8, Pat Winslow, Millbrae; 2. 20-1, Willye White, MDYF; 3. 19-7-1/4, Martha Watson, Tennessee State; 4. 18-11, RaNae Bair, SDMB; 5. 18-4-1/4, Ordellia Smith, Crown Cities; 6. 18-2, Janet McFarlane, Paradise Shamrocks.

**Javelin**—1. 196-3, RaNae Bair, SDMB; 2. 191-2, Barbara Friedrich, Shore AC; 3. 167-1, Jean Sweeney, Ohio AAU; 4. 163-10, Roberta Brown, SDMB; 5. 161-10, Michigammes; 6. 150-1, Bayda Shelton, SDMB.

**Discus**—1. 152-5, Carol Moseke, Midwestern AAU; 2. 151-7, Renee Kletchka, Midwestern AAU; 3. 144-4, Helen Thayer, Falcon TC; 4. 141-9, Nancy Norberg, Pacific AAU; 5. 129-7, Lynn Graham, L.A. Mercurettes; N/D, Gail Davis.

**4 Kilo Shot**—1. 46-10, Maren Seidler, Shore AC; 2. 46-5, Lynn Graham, L.A. Mercurettes; 3. 43-10, Carol Moseke, Midwestern AAU; 4. 43-8-3/4, Pat Winslow, Millbrae; 5. 42-7, Carmelita Capilla, Hawaii AAU; 6. 41-4, Rea Bradshaw, Hanford.

**1500 M Run**—1. 4:29.0, Natalie Rocha, Will's Spikettes; 2. 4:29.5, Vicki Foltz, Seattle; 3. 4:33.7, Lori Schutt, MDYF; 4. 4:37.8, Kathy Destout, SDMB; 5. 4:38.0, Pat Cole, Crown Cities; 6. 4:46.5, Joan Schwald.

# GIRLS' OUTDOOR CHAMPIONSHIPS

at Santa Barbara, Calif.

July 1-2, 1967

- 50 Yd. Dash**—1. 6.0 Shirley Moland, Stockton; 2. 6.0 Connie Knott, Iowa AAU; 3. 6.0, Orinthia Woodson, L.A. Mercuresses; 4. 6.1 Kathyryne Jones, MDYF; 5. 6.1, Parneta Glen, Compton TC; 6. 6.2, Brenda DeWall, Iowa AAU.
- 220 Yd. Dash**—1. 24.4, Nancy Benson, Valley of Sun; 2. 25.0, Connie Knott, Iowa AAU; 3. 25.0, Rhonda Fleming, St. Louis Blues; 4. 25.4, Delores Stoneback, Seattle; 5. 25.4, Janet Macfarlane, Paradise Shamrocks; 6. 25.5, Linda Reynolds, Atoms.
- 440 Yd. Run**—1. 54.7, Lois Drinkwater, Valley of Sun; 2. 54.9, Lindy Oliver, Seattle; 3. 55.8, Deborah Payne, Compton; 4. 56.7, Sara Beckford, Iowa AAU; 5. 56.7, Joan Pirie, Orinda; 6. 56.7, Gale Fitzgerald, Metro.
- 100 Yd. Dash**—1. 11.0, Rhonda Fleming, St. Louis Blues; 2. 11.0, Iris Davis, Tennessee State; 3. 11.0, Shirley Moland, Stockton; 4. 11.1, Orinthia Woodson, L.A. Mercuresses; 5. 11.1, Janet Macfarlane, Paradise Shamrocks; 6. 11.2, Katherine Jones, MDYF.
- 50 Yd. Hurdles**—1. 6.7, Pat Van Wolvelaere, Angels; 2. 6.7, Joyce Davis, Frederick; 3. 6.7, Kay Cox, Iowa AAU; 4. 6.8, Diane Vann, Topeka; 5. 6.8, Leslie Clark, Laurel TC; 6. 6.9, Pat Harper.
- 880 Yd. Run**—1. 2:13.6, Nancy Schafer, Canton; 2. 2:15.2, Linda Iddings, Angels; 3. 2:16.9, Becky White, Pasadena; 4. 2:17.2, Linda Mayfield, Oregon AAU; 5. 2:17.2, Doris Frazier, Atoms; 6. 2:18.0, Gail Tolvanen, L.A. Mercuresses.
- 440 Yd. Relay**—1. 48.2, Stockton; 2. 48.2, L.A. Mercuresses; 3. 48.8, Topeka, 4. 48.9, Mickeys Missiles; 5. 49.0, Philadelphia Hawks; 6. 50.0, Jefferson Co.
- 880 Yds. Relay**—1. 1:39.2, Valley of Sun; 2. 1:40.7, Angels TC; 3. 1:41.5, L.A. Mercuresses; 4. 1:41.6, Atoms; 5. 1:42.3, Orinda TC; 6. 1:43.5, L.B. Comets.
- High Jump**—1. 5-6-1/4, Fran Parham, Iselton; 2. 5-2, Audrey Anderson, Oklahoma AAU; 3. 5-2, Fran Bush, Staten Island; 4. 5-1, Elaine Coney, Compton; 5. 5-0 three way tie: Becky Nelson, Spokane; Ordelia Smith, Crown Cities; Dianne Spangler, Pasadena.
- Long Jump**—1. 19-3 3/4, Ordelia Smith, Crown Cities; 2. 19-0, Barbara Emerson, Crown Cities; 3. 18-10 1/2, Barbara Williams, Miami; 4. 18-6 1/2, Janet Macfarlane, Paradise Shamrocks; 5. 18-4, Gail Tolmanen, L.A. Mercuresses; 6. 18-1 3/4, Brenda Dewall, Iowa AAU.
- Discus**—1. 145-1, Renee Kletchka, Midwestern AAU; 2. 125-10, Tama Levine, Pasadena; 3. 124-2, Linda Langford, Millbrae; 4. 116-11, Sherry Calvert, So. Calif. Missiles; 5. 116-10, Leslie Gliessman, Santa Ynez; 6. 107-4, Kathy Goodridge, Mickeys Missiles.
- Javelin**—1. 157-7, Sherry Calvery, So. Calif. Missiles; 2. 144-3, Barbara Pickel, Orinda; 3. 142-9, Cathy Corr, Crown Cities; 4. 139-5, Robbie Steward, Crown Cities; 5. 137-5, Beth Hollis, Crown Cities; 6. 134-3, Brenda Gilsan, Rock Island.
- Shot Put**—1. 49-3, Maren Siedler, Shore AC; 2. 46-1, Rea Bradshaw, Hanford; 3. 42-5 1/2, Leslie Gliessman, Santa Ynez; 4. 41-5 1/4, Linda Spaulding, Montana; 5. 41-1 1/2, Linda Langford, Millbrae; 6. 40-4 1/2, Melissa Corum, Oregon AAU.

**NATIONAL SENIOR WOMEN'S PENTATHLON CHAMPIONSHIPS**  
**June 25, 1967** **At Hayward, California**

Name and Organization	80m Hurdles	4 K Shot	High Jump	Long Jump	200m Dash	Total Points
Pat Winslow Millbrae Lions	11.4 979	43-8 3/4 942	5-5 996	19-1 1/2 948	24.7 959	4824
Cherrie Sherrard Laurel Track Club	11.0 1044	38-5 836	4-10 802	16-11-1/4 791	25.3 905	4378
Janet Johnson Falcons T.C.	11.8 918	39-7-1/2 860	4-8 745	16-8 771	24.4 987	4281
Marilyn King Metro. AAU	11.6 948	35-9 1/2 771	4-6 685	17-11 1/2 868	25.5 887	4159
Kay Cox Iowa AAU	11.4 979	28-7 5/8 615	4-10 802	16-6 3/4 764	25.7 869	4029
Diane Spangler Pasadena AA	11.7 933	36-3/4 784	4-10 802	16-3 739	27.3 740	3998
Lois Drinkwater Valley of Sun	12.2 862	27-3 5/8 582	4-10 802	16-2 734	24.3 997	3977
Nancy Benson Valley of Sun	11.9 904	22-11 1/4 470	4-6 685	18-2 1/4 882	24.3 997	3938
Jan Svendsen Millbrae Lions	12.2 862	35-9 1/2 779	4-6 685	17-4 820	27.5 724	3870
Jan Glotzer Valley of Sun	12.0 890	23-10 3/4 495	5-1/4 869	10-8 3/4 776	26.2 827	3857
Pat Ridley Inland Empire T.C.	11.7 933	36-6 706	4-10 802	16-1 3/4 732	28.2 674	3847
Albert Martin Crown Cities T.C.	12.1 876	30-10 1/4 669	4-10 802	15-9 701	26.6 795	3843
Jane Frederick Orinda T.C.	12.1 876	31-0 672	4-8 745	15-3/4 648	26.6 795	3736
Terri Brown Pepperdine College	13.4 712	37-2 3/4 810	5-1 1/2 902	14-1 3/4 574	27.4 732	3730
Pat McBurney Seattle Olympic Club	12.8 703	21-7 433	4-6 685	14-4 3/4 595	28.8 632	3128

**NATIONAL SENIOR WOMEN'S TRIATHLON CHAMPIONSHIP**  
**June 25, 1967** **At Hayward, California**

Name and Organization	100M Dash	4 K Shot	High Jump	Total Points
Barbara Pickel Orinda Calif. T.C.	13.1 721	31-1 1/4 674	4-7 1/2 733	2128
Linda Langford Millbrae Lions	13.6 632	39-1 3/4 850	4-4 1/2 635	2128
Janis Nay Millbrae Lions	14.4 503	39-9 1/4 863	4-3 1/4 597	1963
Judy Forero Crown Cities T.C.	14.2 533	31-1 1/4 674	4-4 1/2 635	1842

## Distinctive Awards and Prizes

FOR ALL TRACK AND FIELD EVENTS

**MEDALS—PLAQUES—BADGES—STOP WATCHES**  
 MODELED TROPHIES AND CUPS

Designed and Produced by



**D I E G E S D & C C L U S T**  
 17 JOHN STREET, NEW YORK 8 • BOSTON • NEW ORLEANS • PROVIDENCE

**Official A. A. U. Championship Die Medals**  
**In bold relief available for your needs**

## USA vs British Commonwealth

Los Angeles, California

July 8-9, 1967

**100 Meters**—1. 11.5, Dianne Burge, Australia; 2. 11.6, Irene Piotrowski, Canada; 3. 11.7, Barbara Ferrell, USA; 4. 11.7, Wyomia Tyus, USA; 5. 11.9, Diana Wilson, USA; 6. 12.0, Jennifer Lamy, Australia.

**200 Meters**—1. 23.2, Dianne Burge, Australia; 2. 23.5, Irene Piotrowski, Canada; 3. 23.6, Vilma Charlton, Jamaica; 4. 23.8, Janet Johnson, USA; 5. 24.0, Wyomia Tyus, USA; 6. 24.4, Diana Wilson, USA.

**400 Meters**—1. 52.8, Lillian Board, England; 2. 52.9, Judy Pollock, Australia; 3. 53.9, Kathy Hammond, USA; 4. 54.1, Charlotte Cook, USA; 5. 55.1, Louise Drinkwater, USA; 6. 55.5, Una Morris, Jamaica.

**800 Meters**—1. 2:01.6, Madeline Manning, USA; 2. 2:01.7, Judy Pollock, Australia; 3. 2:05.5, Doris Brown, USA; 4. 2:06.7, Jarvis Scott, USA; 5. 2:06.9, Pam Piercy, England; 6. 2:11.1, Abby Hoffman, Canada.

**80-Meter Hurdles**—1. 10.8, Pam Kilborn, Australia; 2. 10.8, Cherrie Sherrard, USA; 3. 10.9, Mamie Rallins, USA; 4. 11.2, Pat Van Wolvelaere, USA; 5. 11.2, Jennifer Jones, Australia; 6. 11.3, Carmen Smith, Jamaica.

**400-Meter Relay**—1. 44.6, (Diana Wilson, Wyomia Tyus, Mattline Render, Dee Debusk), USA; 2. 44.8, (Dianne Burge, Irene Piotrowski, Vilma Charlton, Ronke Akindele), British Commonwealth.

**High Jump**—1. 5-8 1/4, Linda Knowles, England; 2. 5-8 1/4, Estelle Baskerville, USA; 3. 5-6 3/4, Eleanor Montgomery, USA; 4. 5-6 3/4, Robyn Woodhouse, Australia; 5. 5-6 3/4, Dorothy Shirley, England; 6. 5-4 3/4, Franzetta Parham, USA.

**Javelin**—1. 187-6, RaNae Bair, USA; 2. 180-2, Barbara Friedrich, USA; 3. 177-0, Anna Boscon, Australia; 4. 156-6, Petra Rivers, Australia; 5. 152-7, Jean Sweeney, USA; 6. 145-1, Christine Hobson, Australia.

**Discus**—1. 169-11, Jean Roberts, Australia; 2. 163-7, Carol Martin, Canada; 3. 157-10, Carol Moseke, USA; 4. 150-9, Rosemary Payne, Scotland; 5. 149-6, Helen Thayer, USA; 6. 145-7, Raneé Kletchka, USA.

**Shot Put**—1. 50-1, Nancy McCredie, Canada; 2. 48-10, Diane Charteris, New Zealand; 3. 48-5, Mary Peters, England; 4. 48-3, Lynn Graham, USA; 5. 47-4, Maren Seidler, USA; 6. 46-5, Carol Moseke, USA.

**Long Jump**—1. 21-2, Mary Rand, England; 2. 20-8 1/2, Martha Watson, USA; 3. 20-1, Willye White, USA; 4. 19-11 1/2, Violet Odogwu, Nigeria; 5. 19-10 1/4, Ann Wilson, England; 6. 18-8 1/2, Pat Winslow, USA.

**Scores**—USA-161, B.C., 183.

## V PAN-AMERICAN GAMES

Winnipeg, Canada

July 23 — August 6, 1967

- 100 Meters**—1. 11.5, Barbara Ferrell, USA; 2. 11.6, Miguelina Cobian, Cuba; 3. 11.7, Irene Piotrowski, Canada; 4. 11.9, Cristina Hechevarria, Cuba; 5. 11.9, Vilma Charlton, Jamaica; 6. 11.9, Janet MacFarlane, USA.
- 200 Meters**—1. 23.7, Wyomia Tyus, USA; 2. 23.8, Barbara Ferrell, USA; 3. 23.8, Miguelina Cobian, Cuba; 4. 23.9, Irene Piotrowski, Canada; 5. 24.0, Vilma Charlton, Jamaica; 6. 24.0, Una Morris, Jamaica.
- 800 Meters**—1. 2:02.3, Madeline Manning, USA; 2. 2:02.9, Doris Brown, USA; 3. 2:04.6, Abigail Hoffman, Canada; 4. 2:07.5, Roberta Pico, Canada; 5. 2:08.5, Irenice Maria Rodrigues, Brazil; 6. 2:15.1, Alicia Beatriz Enriguez, Argentina.
- 80-Meter Hurdles**—1. 10.8, Cherrie Sherrard, USA; 2. 10.8, Mamie Rallins, USA; 3. 10.9, Thora Best, Trinidad/Tobago; 4. 11.1, Carlotta Ulloa, Chile; 5. 11.5, Aura Vidal Barreto, Venezuela; 6. 11.5, Cristina Hechevarria, Cuba.
- 4 x 100 Meters Relay**—1. 44.6, Cuba; 2. 45.5, Canada; 3. 47.1, Jamaica. Note: United States and Mexico disqualified for passing baton out of zone.
- High Jump**—1. 5-10, Eleanor Montgomery, USA; 2. 5-7 3/4, Susan Nigh, Canada; 3. 5-6 1/2, Franzetta Parham, USA; 4. 5-5 1/4, Maria Da Cypriano, Brazil; 5. 5-1, Aida Dos Santos, Brazil; 6. 5-1, Audrey Ried, Jamaica.
- Long Jump**—1. 20-9, Irene Martiniz Tartabull, Cuba; 2. 20-4 1/4, Aura Vidal Barreto, Venezuela; 3. 20-3, Willye White, USA; 4. 20-1 1/2, Martha Watson, USA; 5. 20-3/4, Joan Hendry, Canada; 6. 19-7 3/4, Marcia Garbey Montell, Cuba.
- Shot Put**—1. 49-9 3/4, Nancy McCredie, Canada; 2. 48-9 3/4, Lynn Graham, USA; 3. 47-1, Maureen Dowds, Canada; 4. 46-3 1/2, Maren Seidler, USA; 5. 46-2 1/4, Hilda Serrano, Cuba; 6. 44-10 3/4, Rosa Molina, Chile.
- Discus**—1. 161-7, Carol Moseke, USA; 2. 157-4, Carol Martin, Canada; 3. 153-2, Caridad Aquero Acosta, Cuba; 4. 150-7, Marlene Kurt, Canada; 5. 150-2, Raneé Kletchka, USA; 6. 146-5, Hilda Ramirez Serrano, Cuba.
- Javelin**—1. 174-9, Barbara Friedrich, USA; 2. 169-5, RaNae Bair, USA; 3. 149-2, Jane Dahlgren, Canada; 4. 144-7, Blanca Umana Andrade, Colombia; 5. 141-3, Maria Moreno Dieguez, Cuba; 6. 130-9, Beryl Rodrigues, Canada.
- Pentathlon**—4860 Points, Pat Daniels Winslow, USA; 2. 4724, Jenifer Wingerson Meldrum, Canada.

## EUROPE vs. THE AMERICAS

Montreal, Canada

WOMEN

August 9-10, 1967

- 100 Meters**—1. 11.3, Wyomia Tyus, USA; 2. 11.3, Irena Kirszenstein, Poland; 3. 11.4, Barbara Ferrell, USA; 4. 11.9, Eva Lehocka, Czechoslovakia.
- 200 Meters**—1. 23.3, Irena Kirszenstein, Poland; 2. 23.9, Una Morris, Jamaica; 3. 24.0, Irene Piotrowski, Canada; 4. 24.5, Anna Maria Toch, Hungary.
- 400 Meters**—1. 53.7, Karin Wallgren, Sweden; 2. 54.0, Una Morris, Jamaica; 3. 54.6, Lillian Board, UK; 4. 56.5, Jane Burnett, USA.
- 800 Meters**—1. 2:02.6, Madeline Manning, USA; 2. 2:02.6, Vera Nikolic, Yugoslavia; 3. 2:05.3, Doris Brown, USA; 4. 2:07.1, Karin Kessler, West Germany.
- 80 Meters Hurdles**—1. 10.9, Cherrie Sherrard, USA; 2. 11.0, Mamie Rollins, USA; 3. 11.2, Mary Rand, UK; 4. 11.2, Inge Schell, West Germany.
- 400 Meter Relay**—1. 44.4, The Americas, (Wilma Charlton, Wyomia Tyus, Irene Piotrowski, Barbara Ferrell), 2. Europe.
- Long Jump**—1. 21 1/2, Ingrid Becker, West Germany; 2. 20-5 1/4, Mary Rand, UK; 3. 19-6, Willye White, USA; 4. 19-3, G. Vidal Baretto, Venezuela.
- High Jump**—1. 5-7 3/4, Eleanor Montgomery, USA; 2. 5-6 1/2, Ilona Gusenbauer, Australia; 3. 5-6 1/2, Rita Schmidt, E. Germany; 4. 5-0, Jonny Meldrum, Canada.
- Discus Throw**—1. 186-3, Liesel Westerman, W. Germany; 2. 171-0, Karin Illgen, E. Germany; 3. 156-9, Carole Moseke, USA; 4. 146-9, Carol Martin, Canada.
- Shot Put**—1. 56-8, Margitta Gummel, E. Germany; 2. 55-2 1/4, Renata Boy-Garisch, E. Germany; 3. 46-5, Nancy McCredie, Canada; 4. 42-9, Maureen Dowd, Canada.
- Javelin**—1. 184-3, Daniels Jaworski, Poland; 2. 182-5, Barbara Friedrich, USA; 3. 179-6, Amelia Koloska, W. Germany; 4. 175-6, RaNae Bair, USA.
- Score—Women: Europe-60, The Americas-55.

## WOMEN'S CROSS-COUNTRY CHAMPIONSHIPS

November 25, 1967

At Albuquerque, New Mexico

1. Vicki Foltz, Falcon T.C., 11:46; 2. Linda Mayfield, Falcon T.C., 11:49; 3. Marie Mulder, Will's Spikettes, 12:05; 4. Lori Schutt, Unatt., 12:12; 5. Natalie Rocha, Will's Spikettes, 12:18.
- Team Champion:** Will's Spikettes — 27 Pts. (M. Mulder, N. Rocha, D. Smith, D. Lowery, C. Catlin)

# A.A.U. DISTRICT ASSOCIATION WOMEN'S TRACK AND FIELD CHAMPIONSHIPS

	<b>Adirondack</b>	<b>Arizona</b>	<b>Central</b>	<b>Connecticut</b>	<b>Florida Gold Coast</b>
100 Yds.	A. Collins, 12.5	N. Benson, 10.5	H. Hughes, 11.6	E. Qualls, 12.2	J. Tinker, 11.0
220 Yds.	J. Patton, 28.6	L. Drinkwater, 24.0	M. Rallins, 25.7	L. Jenkins, 28.0	D. Davis, 26.3
440 Yds.	(A. Collins, 28.6) tie	L. Drinkwater, 69.0	B. Pillows, 1:01.0	D. Jackson, 1:02.4	F. Brown, 64.6
880 Yds.	J. Patton	L. Miller, 2:46.2	L. Schutt, 2:20.8	D. Jackson, 2:26.7	B. Spissler, 2:48
880 Medley Relay		Valley of the Sun 48.8	Mayor Daley's Youth		Run-for-Fun TC 1:58
440 Yd. Relay		J. Glotzer, 4-8	F.(A Team), 50.2		Run-for-Fun TC 51.0
High Jump		M. France, 29-7 3/4	C. Peterson, 5-1	C. Anderson, 4-8	L. Stafford, 4-4
4 Kilo Shot Put	J. Patton, 16'6"	N. Benson, 17-8 1/2	J. Smart, 27-6	B. Gilmartin, 14-11	M. Bateman, 28-11
Long Jump		M. Merkle, 72	W. White, 17-9 1/4	C. Paddock, 125 1/2	B. Williams, 18-0
Discus Throw		M. Merkle, 101-6 1/2	L. Sharp, 116-2	C. Anderson, 109-3	
Javelin Throw			C. Peterson, 115-6		

	<b>Gulf Assoc.</b>	<b>Hawaii</b>	<b>Indiana</b>	<b>Iowa</b>	<b>Lake Erie</b>
100 Yds.	D. Myles, 10.4	D. Jackson, 11.4	J. Jones, 11.5	J. Brown, 11.6	R. Logue, 11.1
220 Yds.	T. Best, 25.0	D. Jackson, 26.0	I. Pillow, 25.8	K. Cox, 26.2	R. Logue, 25.2
440 Yds.	N. Harris, 56.4	I. Crane, 1:04.2	M. Simpson, 65.4	C. Norris, 67.5	N. Shafer, 56.6
880 Yds.	T. Hall, 2:34.8	S. Thompson, 2:31.8	R. Smart, 6:06.2	S. Woodlund, 2:33.5	N. Shafer, 2:14.0
1 Mile	E. Williams, 6:13.7	Rurals, 52.3	MDYF, 50.8	Madrid T.C., 54.1	J. Ford, 5:02.0
440 Yd. Relay	Texas S.U., 47.3	Spikesters, 1:52.5	J. Conner, 5-1/4		Cleveland Div of Rec., 50.8
880 M. Relay	Texas S.U., 1:48.3	S. Montihio, 4-6	J. Conner, 31	K. Cox, 4-8	Canton Track Club 1:56.2
High Jump	S. King, 4-10	C. Capilla, 41-1/4	R. Richardson, 17-8	G. Hall, 37-7 1/2	B. Oliver, 4-11
4 Kilo Shot Put	B. Bentrup, 16-1	A. Higdon, 15-7 3/4	A. Otto, 12.8	M. Bartels, 16-3 1/2	J. Bryant, 30-8
Long Jump	T. Best, 10.3	C. Capilla, 112-8 1/2		T. Peterson, 123-3	D. McDonald, 16-5 3/4
Discus Throw		C. Pulaski, 115		C. Shafar, 106-3	M. Boron, 118-9 1/2
Javelin Throw		A. Higdon, 10.1			J. Rosenberry, 92-1 1/4
80 Meter Hurdles				M. Dickenson, 5:49.0	G. Stover, 12.2
70 Yd. Hurdle					
1500 Meter Run					

# A.A.U. DISTRICT ASSOCIATION WOMEN'S TRACK AND FIELD CHAMPIONSHIPS

	<b>Maine</b>	<b>Metropolitan</b>	<b>Michigan</b>	<b>Middle Atlantic</b>	<b>Mo. Valley</b>
100 Yds.	L. Polistock, 12.4	K. Corwin, 11.3	J. Brown, 12	B. Sowden, 11.3	R. Davis, 11.3
220 Yds.	C. Michols, 29.2	L. Reynolds, 25.0	K. Dennis, 24.4	B. Sowden, 25.9	J. Toenebohn, 24.7
440 Yds.		D. Moore, 57.7	M. Hokanson, 57.9	C. Kearney, 60.6	J. Toenebohn, 61.0
880 Yds.		D. Frazier, 2.20	S. Dudley, 2:19.6	N. Taylor, 2:34.7	P. Grinvaesky, 2:30.2
1 Mile		K. McIntyre, 5:32	J. Schulte, 5:42	N. Taylor, 5:56.3	
880 Yd. M Relay		Police Athletic League	Michiganettes, 1:58.3		
440 Yd. Relay			Detroit Track Club, 52.3	Penn A.C., 50.5	Topeka Cosmo Club, 50.0
400 Meter Relays		M. King, 30-10	V. Boswell, 4-9		A. Anderson, 5-4
High Jump	D. Ford, 4-9 3/4	G. Tolvanen, 17-3/4	P. Szostak, 34-3	M. Washington, 37-8	C. Moseke, 44-2 1/4
4 Kilo Shot Put	C. Davis, 29-6 3/4	C. Kaufman, 106-10	P. Clair, 18-5 3/8	P. Lux, 17-3 1/2	L. Adams, 17-9 1/2
Long Jump	D. Ford, 15-4	L. Johnson, 11.2	L. Gerrish, 98-11	M. Washington, 134-11	C. Moseke, 160-11 1/2
Discus Throw	C. Davis, 102-8 1/2		L. Gerrish, 162-3	L. Dawson, 124-8	D. Wells, 115-4 1/2
Javelin Throw	J. Waterhouse, 117-9				
70 Yd. Hurdles	D. Ford, 10.1				
80 Meter Hurdles			L. Thomas, 12.4	A. Boulos, 12.3	

	<b>Montana</b>	<b>New Jersey</b>	<b>New England</b>	<b>Oaklahoma</b>	<b>Ozark</b>
100 Yds.	K. Riedel, 12.2	L. Wright, 11.6	C. Jordon, 11.5	J. Reed, 11.3	R. Fleming, 11.0
220 Yds.	S. Muri, 27.6	G. Fitzgerald, 26.0	C. Jordon, 25.9	J. Reed, 27.0	R. Fleming, 24.5
440 Yds.	K. Roberts, 63.9	G. Fitzgerald, 60.3	C. Reese, 65.5	P. Dace, 1:01.3	
880 Yds.	C. Kipp, 2:42.4	H. Yorke, 2:23.0	Denny AC, 52.8	S. Sturdy, 2:47.0	D. Harris, 2:47.5
1 Mile	C. Hatfield, 5:25.1	K. Smith, 5:41.9			L. Peterson, 7:30.1
440 Yd. Relay	Laurel T.C., 54.8	Metro AC, 52.8		Beaver, 51.5	St. Louis Blues, 50.4
880 Yd. M. Relay	Kalispell Timberettes 2:00.6			Beaver, 1:52.1	Semo T.C., 1:57.2
High Jump	C. Kipp, 4-8	L. Green, 5	S. Curtis, 5	A. Anderson, 5-2 3/4	S. Gisi, 4-5 3/4
4 Kilo Shot Put	D. Franklin 35-9	M. Seidler, 46-6 3/4	S. Drew, 41-6	A. Shaw, 38-0	C. Travalagian TC 37-3 1/2
Long Jump	S. Muri, 15-5 1/4	J. Rawcliffe, 17-1 1/4	E. Spellman, 16-6 1/2	A. Phillips, 16-5 1/2	T. Toeneboehn, 17-11
Discus Throw	I. Lauckner, 113-1 3/4	D. Wood, 107-10 3/4	S. Drew, 117-7	A. Shaw, 99-1 1/2	C. Travagialante, 106-8
Javelin Throw	P. Pettyjohn, 92-8	B. Friedrich, 169-11	M. McGrath, 108-3 1/2	A. Shaw, 118-8 1/2	P. Underwood, 97-2
80 Meter Hurdles			D. Ford, 12.5	A. Shaw, 13.1	V. Kelly, 12.0
200 Meter Hurdles					H. Wilson, 32.1
50 Yd. Dash			Jean Osborn, 6.4		

# A.A.U. DISTRICT ASSOCIATION WOMEN'S TRACK AND FIELD CHAMPIONSHIPS

	<b>Pacific</b>	<b>Pacific Southwest</b>	<b>Pacific Northwest</b>	<b>Rocky Mountains</b>	<b>South Atlantic</b>
100 Yds.	J. Macfarlane, 10.7	S. Lenyoun, 11.8	P. V. Wolvelaere, 12.4	D. Patton, 12.2	J. Davis, 11.2
220 Yds.	K. Hammond, 24.0	S. Lenyoun, 25.0	D. Stoneback, 25.0	T. Thrasher, 27.7	J. Davis, 26.7
440 Yds.	K. Hammond, 54.3		D. Stoneback, 55.3	J. Gaffield, 63.3	C. Smallwood, 2:23.8
880 Yds.	N. Rocha, 2:12.2		Felt, 2:17.2	G. Wichers, 2:53.0	S. Korpman, 5:27.2
Mile	N. Rocha, 4:41.2			G. Wichers, 5:52.9	Frederick T.C., 50.6
440 Yd. Relay	Laurel T.C., 47.6		Angels T.C., 50.8	Denver Dashers, 52.0	
880 Medley Relay	Wills Spikettes, 1:46.5	San Diego T.C., 1:51.7	Angels T.C., 1:48.6	Denver Striders, 2:02.9	
High Jump	P. Winslow, 5-7 1/4		J. Durham, 5-1	L. Baker, 4-4 3/4	D. Waters, 4-10-
4 Kilo Shot Put	J. Nay, 39-11 1/4	M. Phillips, 38-9	J. Johnson, 39-2	D. Osborn, 35-1 1/4	S. Ward, 37-4 1/4
Long Jump	J. Macfarlane, 19-8 3/4	R. Bair, 17-7	J. Durham, 17-1/4	D. Forman, 15-3	C. Smallwood, 17-8 1/2
Discus Throw	N. Norberg, 150-4	T. Riddle, 113-7	H. Thayer, 146		
Javelin Throw	B. Pickel, 140-5	R. Bair, 158-3/4	R. Besk, 117-7		
80 Meter Hurdles	C. Sherrard, 11.0		P.V. Wolvelaere, 11.4	M. Balkenbush, 13.8	
50 Yd. Dash					
1500 Meter Run		K. DeStout, 4:45.5			

	<b>South Dakota</b>	<b>Southern</b>	<b>Southern Pacific</b>
100 Yds.	K. Coyle, 11.9	P. Carter, 11.2	B. Ferrell, 11.4
220 Yds.	S. Ophof, 26.3	B. Wilkerson, 26.2	D. Debusk, 25.2
440 Yds.	M. Bierman, 66.5	M. Palmer, 63.9	S. Scott, 58.2
880 Yds.		C. Sterken, 2:30.9	J. Scott, 2:16.2
Mile			P. Cole, 5:06.3
880 Medley Relay	Tabor, 1:59.6	Central Miss. T.C., 1:51.0	
440 Yd. Relay	Moorhead T.C., 52.5	Central Miss T.C., 50.4	Los Angeles Mercurettes, 50.0
High Jump	S. Bruget, 5	M. Palmer, 4-7 1/2	T. Brown, 5-4
4 Kilo Shot Put	M. Dowds, 46-6 1/4	E. Mashburn, 32-5 3/4	L. Graham, 43-8 3/4
Long Jump	B. Hallsted, 16-9 1/2	J. Rials, 16-6	C. Paaske, 15-11 1/4
Discus Throw	M. Dowds, 126-1	E. Mashburn, 88-8	L. Graham, 126-5
Javelin Throw		C. Smith, 116-9 1/2	L. Haverlation, 116-4
70 Meter Hurdles	S. Ophof, 9.9		
80 Meter Hurdles			Chi Cheng, 11.2
200 Meter Hurdles			A. Martin, 29.4
800 Medley Relay			Crown Cities Track Club, "A" Team, 2:03.1

# 1968 Order Form

## A. A. U. ATHLETIC LIBRARY

### OFFICIAL RULE BOOKS AND GUIDES

Number of copies		Unit Price	Total
.....	<b>A. A. U. HANDBOOK</b> .....	\$2.00	\$.....
	Includes General Rules—Constitution and By-Laws— Brief History of A. A. U.		
.....	<b>BASKETBALL RULES AND GUIDE</b> .....	\$2.50	.....
.....	<b>INTERNATIONAL BASKETBALL RULES FOR MEN AND WOMEN (FIBA) 1964-1968</b> .....	\$1.25	.....
.....	<b>BOXING RULES AND GUIDE</b> .....	\$2.00	.....
	Includes Illustrations of Foul Blows—Observations on International Rules for Guidance of Referees and Judges.		
.....	<b>GYMNASTIC RULES AND RECORDS FOR MEN</b> .....	\$3.00	.....
	Including F.I.G. Code of Points for Men		
.....	<b>GYMNASTIC RULES AND RECORDS FOR WOMEN</b> .....	\$3.00	.....
	Including F.I.G. Code of Points for Women		
.....	<b>HANDBALL RULES &amp; GUIDE</b> .....	\$ 1.50	.....
.....	<b>JUDO RULES &amp; GUIDE</b> .....	\$1.50	.....
.....	<b>SWIMMING, WATER POLO AND DIVING RULES</b> .....	\$3.00	.....
	Includes Age Group and Junior Olympic Rules; Springboard and Platform Diving Tables; Instructions for divers and illustrations showing correct form in making various dives; Olympic—World—American— Championship Records.		
.....	<b>INTERNATIONAL AMATEUR SWIMMING FEDERATION HANDBOOK 1965-1968</b> .....	\$2.75	.....
.....	<b>DIVING FLASH BOOKS</b> .....	\$1.75	.....
.....	<b>RAPID DIVING CALCULATOR SCORE FORMS (100)</b> .....	\$2.50	.....
.....	<b>SYNCHRONIZED SWIMMING RULES &amp; GUIDE</b> .....	\$1.50	.....
	Scoring Tables and Description of Stunts; List of all champions.		
.....	<b>TRACK AND FIELD HANDBOOK AND RULES</b> .....	\$2.50	.....
	Contains complete summaries of all National Cham- pionships in track and field. Also official rules of competition and records.		
.....	<b>LIST OF A. A. U. AND OLYMPIC TRACK AND FIELD CHAMPIONS (MEN &amp; WOMEN 1896-1964)</b> .....	\$1.50	.....
.....	<b>INTERNATIONAL AMATEUR ATHLETIC FEDERATION HANDBOOK</b> .....	\$1.75	.....
.....	<b>I. A. A. F. DECATHLON SCORING TABLE—MEN</b> .....	\$1.75	.....
.....	<b>I. A. A. F. WOMEN'S SCORING TABLE (PENTATHLON)</b> .....	\$1.25	.....
.....	<b>VOLLEYBALL HANDBOOK (USVBA)</b> .....	\$1.25	.....
.....	<b>WEIGHTLIFTING RULES &amp; GUIDE</b> .....	\$2.00	.....
.....	<b>WRESTLING RULES &amp; GUIDE</b> .....	\$1.75	.....
	<b>TOTAL</b> .....		\$.....
	NEW YORK RESIDENTS ADD TAX—NEW YORK CITY 5%, OTHER NEW YORK RESIDENTS 2% PLUS LOCAL TAX.....		.....
	All orders from individuals must be accompanied by check		
	<b>TOTAL PAYABLE IN UNITED STATES FUNDS</b> .....		.....

Books sent prepaid book mail. (For first class mail add 40¢ per book; for air mail \$1.00 per book, except Diving Calculator score forms on which add \$2.40 per book for First Class Mail and \$4.00 per book for Air Mail.)

I enclose \$..... in (check) or (money order) to order of A. A. U. to cover the cost of the official rule books and guides and other publications indicated above.

Name.....  
Address.....  
City..... State..... Zip Code.....

**Address orders and make checks payable to**  
**AMATEUR ATHLETIC UNION**  
231 W. 58th St., New York, N. Y. 10019



# THE RECORD BREAKER



## WILSON'S K6800 TRACK SHOE

... for breaking the tapes at today's track meets. An extremely lightweight shoe with kangaroo uppers and red trim, "Customized Last," foam cushioned, Flexibond construction and detachable spikes—essential features for a snug fit, running comfort and winning performance.

**Wilson**<sup>®</sup> Sporting Goods Co., Chicago  
(A subsidiary of Ling-Temco-Vought, Inc.)